



THE CITY OF SAN DIEGO
REPORT TO THE CITY COUNCIL

DATE ISSUED: February 8, 2011 REPORT NO. 11-023
ATTENTION: Public Safety and Neighborhood Services Committee
Agenda of February 16, 2011
SUBJECT: City of San Diego Crime Briefing
January – December 2010 Index Crimes

SUMMARY

THIS IS AN INFORMATION ITEM ONLY. NO ACTION IS REQUIRED ON THE PART OF THE COMMITTEE OR THE CITY COUNCIL.

BACKGROUND

This report summarizes January through December 2010 index crimes, as well as domestic violence, gang violence, hate crimes, juvenile crimes, and response times. Index crimes include murder, rape, robbery, aggravated assault, burglary, larceny, and motor vehicle theft. The Department of Justice Uniform Crime Reporting program collects information on these crime types from law enforcement agencies throughout the United States and uses the data to measure crime nationwide.

DISCUSSION

The total number of index crimes in San Diego decreased 4.7% in 2010 compared to 2009. The index crime rate for January through December 2010 is 26.43, compared to 28.20 in 2009.

	Jan -	Jan -	%Change	(Rates per 1,000)		Clearances	
	Dec	Dec		2009	2010	2009	2010
	2009	2010		2009	2010	2009	2010
Murder	41	29	-29.3%	0.03	0.02	117.1%	124.1%
Rape	318	300	-5.7%	0.23	0.22	50.9%	53.3%
Robbery	1,905	1,636	-14.1%	1.41	1.19	37.6%	37.6%
Agg. Assault	3,667	3,651	-0.4%	2.71	2.65	53.1%	56.7%
Violent Crimes	5,931	5,616	-5.3%	4.38	4.08	48.5%	51.3%
Burglary	6,693	6,387	-4.6%	4.94	4.64	14.2%	13.2%
Theft	18,057	17,977	-0.4%	13.34	13.06	16.8%	16.6%
Veh. Theft	7,496	6,389	-14.8%	5.54	4.64	1.1%	0.6%
Property Crimes	32,246	30,753	-4.6%	23.82	22.35	12.6%	12.5%
TOTAL INDEX	38,177	36,369	-4.7%	28.20	26.43	18.2%	18.5%

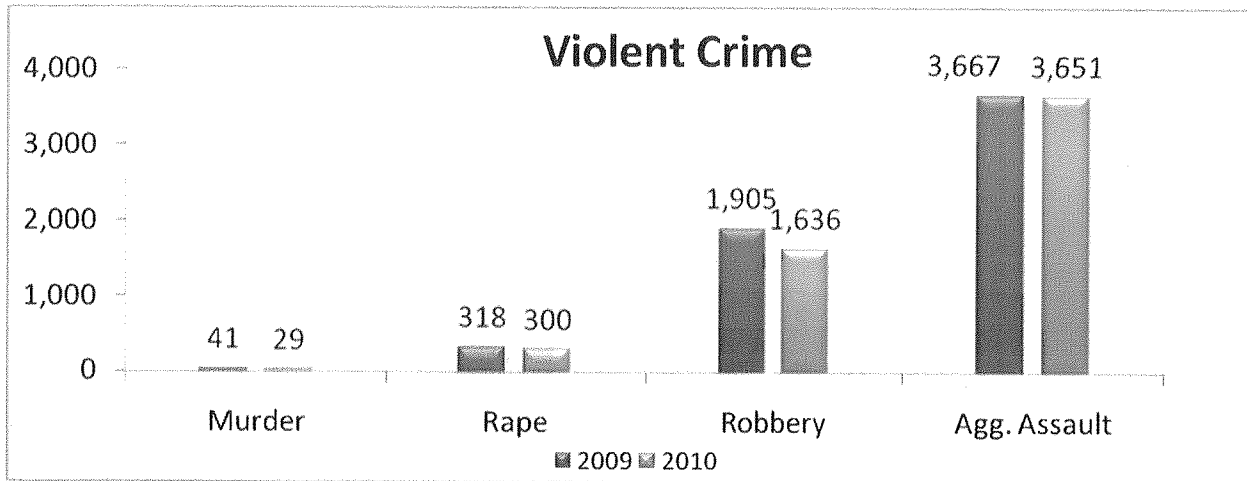
Crime Rates

The table below shows the annualized crime rate for 2010 in comparison to annual crime rates in the previous ten years. The overall crime rate in 2010 was the lowest since 1963.

San Diego Crime Rates per 1,000 Population 2000 to 2010			
Year	Violent Crime Rate	Property Crime Rate	Total Index Crime Rate
1997	8.2	41.3	49.5
2000	5.6	30.7	36.3
2001	5.9	34.4	40.3
2002	5.7	34.2	39.9
2003	5.8	36.4	42.2
2004	5.2	35.1	40.4
2005	5.1	35.4	40.5
2006	4.9	34.5	39.4
2007	4.7	33.0	37.8
2008	4.5	30.1	34.6
2009	4.4	23.8	28.2
2010	4.1	22.4	26.4

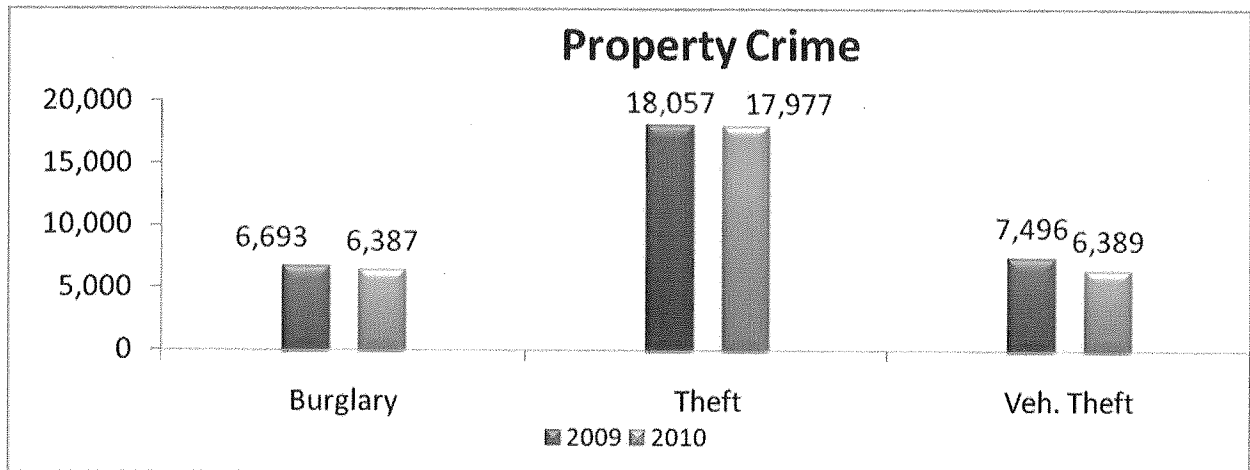
Violent Crimes

Violent crime decreased by 5.3% in 2010 compared to 2009. Homicides, rape and robberies and aggravated assaults all decreased.



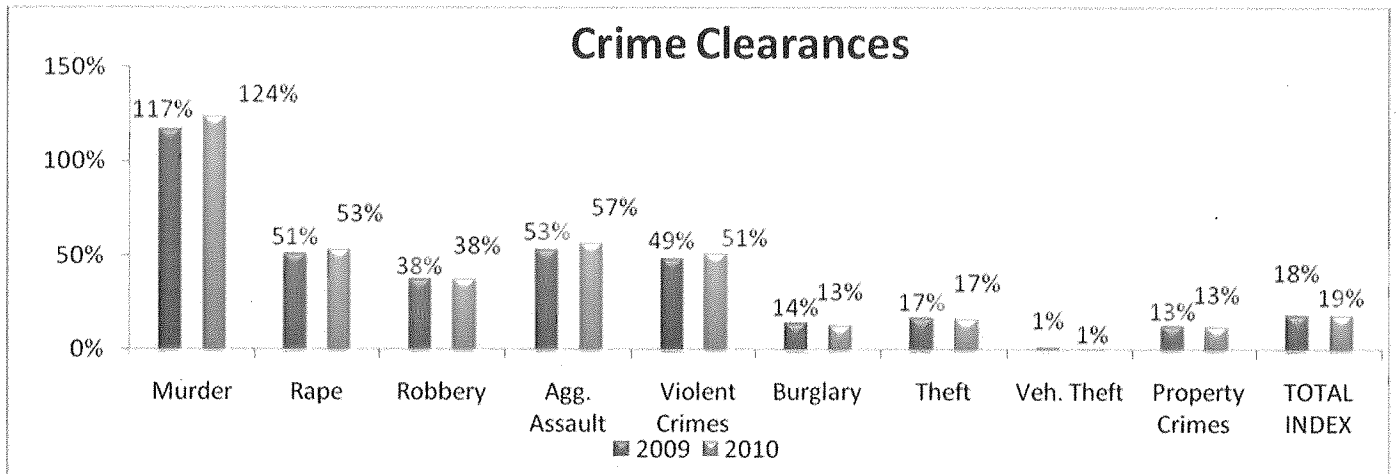
Property Crimes

Property crimes decreased 4.6% during 2010 compared to 2009. The number of burglaries, theft and vehicle theft each decreased.



Clearances

The percentage of overall index crimes cleared remained consistent. Clearances for violent crimes for 2010 increased to 51.3% compared to 48.5% in 2009.



Domestic Violence

The total number of domestic violence cases decreased 7% during 2010 compared to 2009. Criminal cases decreased 6%, while non-criminal calls decreased 12% citywide.

San Diego Domestic Violence January to December			
	2009	2010	09 to 10 %Change
Criminal Cases:			
Firearms	30	37	23.3%
Knife/Cutting Instrument	239	182	-23.8%
Other Dangerous Weapon	1,058	1,026	-3.0%
Personal Weapon (hands, etc.)	5,473	5,148	-5.9%
Total Criminal Cases	6,800	6,393	-6.0%
Non-Criminal Calls:	1,401	1,233	-12.0%
Total Cases	8,201	7,626	-7.0%

Hate Crimes

The total number of hate crimes was 49 for 2010. Hate crimes based on Ethnicity accounted for the highest percentage of cases at 43%. For both 2010 and 2009 Ethnicity and Sexual Orientation have been the highest motivators for hate crimes.

San Diego Reported Hate Crimes January to December				
Hate Crimes	2009	% of Total	2010	% of Total
Ethnicity	20	42.6%	21	42.9%
Sexual Orientation	17	36.2%	20	40.8%
Religion	9	19.1%	8	16.3%
Gender	0	0.0%	0	0.0%
Disability	1	2.1%	0	0.0%
				09 to 10 % Change
Total Hate Crime	47		49	4.3%

Gang Crimes

Crimes attributed to gang members decreased 12.5% during 2010 compared to 2009. Homicides, attempt homicides, assaults, and robberies decreased while auto theft showed a slight increase of 2.2%. Arrests of gang member's decreased 18.6% in 2010 compared to 2009.

San Diego Crimes Committed by Gang Members January to December			
Crime Type	2009	2010	09 to 10 % Change
All Crimes:			
Homicide	9	4	-55.6%
Attempt Homicide	20	5	-75.0%
Assault	225	188	-16.4%
Robbery	125	103	-17.6%
Auto Theft	46	47	2.2%
Other	579	531	-8.3%
Total	1,004	878	-12.5%
Assaults & Attempt Homicides:			
Shooting	68	49	-27.9%
Stabbing	63	78	23.8%
Other	114	66	-42.1%
Total	245	193	-21.2%
Drive-By Shootings	12	9	-25.0%
Arrests of Gang Members	3,675	2,992	-18.6%

Data supplied by Gang Unit 1/13/2011

Juvenile Crimes

The number of juvenile victims of violent crimes decreased 12.3% overall for 2010 compared to 2009. More specifically, the number of juvenile victims of violent crimes decreased during all hours: 28% during daytime hours, 10.8% during after school hours and 6.3% during curfew hours.

San Diego Juvenile Statistics January to December			
Juvenile Victims of Violent Crimes:	2009	2010	09 to 10 % Change
Daytime Hours (0830 to 1329)			
Murder	0	0	0.0%
Rape	15	9	-40.0%
Robbery	31	15	-51.6%
Aggravated Assault	47	43	-8.5%
Daytime Total	93	67	-28.0%
After School Hours (1330 to 2159)			
Murder	0	2	N/A
Rape	36	34	-5.6%
Robbery	191	152	-20.4%
Aggravated Assault	197	190	-3.6%
After School Total	424	378	-10.8%
Curfew Hours (2200 to 0829)			
Murder	1	1	0.0%
Rape	31	22	-29.0%
Robbery	38	40	5.3%
Aggravated Assault	72	70	-2.8%
Curfew Total	142	133	-6.3%
ALL HOURS TOTAL	659	578	-12.3%

The enhanced curfew enforcement began on June 3, 1994.

Daytime Loitering enforcement began in June 1996.

Juvenile Arrests

Juvenile arrests increased slightly by 4.6% overall when comparing 2010 to 2009. All time periods experienced similar increases.

San Diego Juvenile Statistics January to December			
Juvenile Arrests:	2009	2010	09 to 10 %Change
Daytime Hours (0830 to 1329)			
Felony	651	616	-5.4%
Misdemeanor	1,980	2,091	5.6%
Other	46	23	-50.0%
Daytime Total	2,677	2,730	2.0%
After School Hours (1330 to 2159)			
Felony	1,008	1,046	3.8%
Misdemeanor	1,460	1,635	12.0%
Other	62	17	-72.6%
After School Total	2,530	2,698	6.6%
Curfew Hours (2200 to 0829)			
Felony	438	373	-14.8%
Misdemeanor	796	810	1.8%
Other	1,843	2,053	11.4%
Curfew Total	3,077	3,236	5.2%
ALL HOURS TOTAL	8,284	8,664	4.6%

The enhanced curfew enforcement began on June 3, 1994.

Daytime Loitering enforcement began in June 1996.

Response Times

San Diego Police Department dispatches incoming calls according to a five step hierarchy of call types as defined below.

Priority E: Imminent threat to life, dispatch immediately

Priority 1: Threat to life, serious crime in progress, dispatch immediately

Priority 2: Threat to life has passed or does not exist, minor crime in progress/serious crime where suspect has left scene, dispatch as quickly as possible

Priority 3: Non-urgent requests for service such as noise only loud parties, report only calls, and crime scene follow-up, dispatch as soon as possible after higher priority calls

Priority 4: Minor requests for service such as found property, most parking violations, etc., dispatch when there are no higher priority calls awaiting assignment in the beat

Response times for 2010 decreased for priority 1, 2 and 3. During 2010 response times for priority E and priority 4 increased by 3.3% and 7.6% respectively compared to 2009

Average Response Times by Priority January to December			
Priority	2009	2010	% Change
E	6.1	6.3	3.3%
1	11.7	11.1	-5.1%
2	23.3	22.8	-2.1%
3	63.7	62.0	-2.7%
4	63.0	67.8	7.6%

The number of dispatched calls by priority between January and December 2010 decreased in all priority categories except category E, which increased by 1.7%.

Dispatched Calls by Priority January to December			
Priority	2009	2010	% Change
E	22,758	23,156	1.7%
1	267,626	265,630	-0.7%
2	260,021	252,826	-2.8%
3	84,022	78,487	-6.6%
4	27,550	24,260	-11.9%

Highlights for 2010

In addition to the crime statistics presented in this report, the following information focuses on highlights from the quarter from different units and divisions within the San Diego Police Department. These highlights include special projects, outstanding investigations, and effective ways to combat crime within our city.

Curfew and Truancy Sweeps

The Department regularly conducts curfew and truancy sweeps as part of the ongoing effort to manage juvenile crime.

In 2010, the Department conducted curfew sweeps which resulted in a total of 532 juveniles detained. Of those, 348 were sent to the diversion program, 155 were given Notices to Appear and 23 were forwarded to the Juvenile District Attorney's Office.

The Department also conducted truancy sweeps in 2010 which have resulted in a total of 171 juveniles detained. Of those, 84 were sent to the diversion program and 48 were given Notices to Appear.

Operation Stonegarden

This is a Federal grant to combat border violence and crime issues. The San Diego County Sheriff department is the grant coordinator for the County. The Department has recently received grant funding of approximately \$2.5 million, which includes \$1 million for equipment and \$1.5 million for overtime. Funding has been approved to purchase nearly \$900,000 in equipment.

Operation Allied Shield II was conducted during September 2010. This operation involved 869 officers and agents from 17 local, state, and federal agencies. The two-day operation resulted in 1,057 vehicle stops, 307 arrests, 77 narcotics seizures and 710 field interviews.

Gangs

In 2010, the Street Gang Unit (SGU) continued to address city-wide gang violence in a proactive manner employing Intelligence Led Policing methods to identify and target gang members engaged in violent criminal behavior.

"Operation Winter Storm," a six month operation involving Gang investigators and the Drug Enforcement Agency, resulted in the disruption of gang activity. At the conclusion, 47 documented gang members were arrested and numerous firearms and narcotics were recovered.

Gang detectives also continued to work closely with agents from the Federal Bureau of Investigations in addressing gang violence associated with Mexican Drug Trafficking Organizations. In July 2010, SGU investigators working with federal agents arrested 43

individuals involved in narcotics trafficking, kidnapping, money laundering, and robbery. The investigation "Operation Luz Verde" (Green Light) shut down a cell of a major drug trafficking organization operating in San Diego.

Federal and state grants were awarded to the Department to focus on gang issues, particularly targeting prevention and intervention efforts utilizing park and recreation facilities and gang violence in Mid City Division. These grants total \$769,000 over several years.

Elder Abuse

Elder Abuse detectives re-arrested a suspect for a continuing series of crimes involving bogus family trusts. The suspect contacted victims to update their family trusts, collected associated fees and the trusts were never updated. Detectives were able to identify additional victims through the suspect's financial records and client lists.

Southern

Detectives in Southern Division recently arrested two suspects responsible for a series of 11 burglary cases. The suspects broke in through rear windows of residences and stole jewelry and other small items. DNA evidence was collected at many of the sites and extensive surveillance was conducted. The suspects were arrested while a detective was conducting a follow-up at one of the scenes. One suspect confessed to all the cases and DNA hits confirmed his confession. The second suspect confessed to one case. Victims' losses totaled over \$100 thousand dollars.

Western

In September 2010, Western Division created a pilot program called the North Park Bike Team, consisting of one sergeant and four officers. The mission of this new bike team is to address the violent crime and associated criminal problems in North Park's Restaurant and Bar District.

Since the program's inception, this small team has averaged each month: 25 arrests, 100 citations, 200 field interviews and hundreds of contacts with citizens. The area has seen a dramatic decrease in fights, assaults, and disorderly conduct.

Mid City

In collaboration with the San Diego State University Police Department, Mid City Division continues to operate a College Area response unit. This unit is staffed by an SDPD officer and a SDSU police officer and focuses on addressing party and associated quality of life and crime issues in the immediate College Area.

Citizen Online Reporting


In June 2010, citizen online reporting became available on the City and Department websites at: <http://www.sdpdfilemypolicereportonline.org/>. The system is conveniently available 24 hours a day, seven days a week and is user friendly. Citizens may complete their own reports for the following crimes: harassing communications, lost property, theft, theft from a vehicle, vandalism, vandalism of a vehicle and vehicle tampering. The reports are investigated and processed in the same manner as reports taken by police officers. Since implementation over

8,400 reports were completed. Citizens receive a case number and electronic copy upon completion of the report. In addition to the convenience for citizens, there is a significant time savings for officers.

Online Burglar Alarm Permit Renewal System

The Department implemented a new system that provides the capability for Alarm Permit holders to renew their biannual permit online. Existing permit holders can go to: <https://pdpermits.sandiego.gov/> and enter their permit number. The system will request basic address and payment information, verify the payment and produce a receipt that can be printed for record keeping. The convenience of the system allows access 24 hours a day, seven days a week and provides for immediate renewal of the customer's permit. Higher compliance rates among alarm owners resulted in a 7% increase in permit fees collected during the last quarter of 2010. The Department is planning an enhancement of the system to provide the capability to renew other types of police regulated permits.

Respectfully submitted,



William M. Lansdowne
Chief of Police

LANSDOWNE/ch