



THE CITY OF SAN DIEGO
REPORT TO THE CITY COUNCIL

DATE ISSUED: February 7, 2012 REPORT NO. 12-008

ATTENTION: Public Safety and Neighborhood Services Committee
Agenda of:

SUBJECT: City of San Diego Crime Briefing
January – December 2011 Index Crimes

SUMMARY

THIS IS AN INFORMATION ITEM ONLY. NO ACTION IS REQUIRED ON THE PART OF THE COMMITTEE OR THE CITY COUNCIL.

BACKGROUND

This report summarizes the January through December 2011 index crimes, as well as domestic violence, hate crimes, gangs and response times. Index crimes include murder, rape, robbery, aggravated assault, burglary, larceny and motor vehicle theft. The Department of Justice Uniform Crime Reporting program collects information on these crime types from law enforcement agencies throughout the United States and uses the data to measure crime nationwide.

DISCUSSION

The total number of index crimes in San Diego decreased 4.3% in 2011 compared to 2010. Although overall crime decreased, crime rates in 2011 increased slightly due to population adjustments made in 2011 in response to data released by the US Census.

	Jan - Dec	Jan - Dec	% Change	(Rates per 1,000)		Clearances	
	2010	2011		2010	2011	2010	2011
Murder	29	38	31.0%	0.02	0.03	124.1%	100.0%
Rape	300	293	-2.3%	0.22	0.22	53.3%	42.7%
Robbery	1,636	1,456	-11.0%	1.19	1.11	37.6%	41.1%
Agg. Assault	3,651	3,317	-9.1%	2.65	2.53	56.7%	56.2%
Violent Crimes	5,616	5,104	-9.1%	4.08	3.89	51.3%	51.5%
Burglary	6,387	5,840	-8.6%	4.64	4.45	13.2%	14.5%
Theft	17,977	17,610	-2.0%	13.06	13.42	16.6%	18.1%
Veh. Theft	6,389	6,259	-2.0%	4.64	4.77	0.6%	1.0%
Property Crimes	30,753	29,709	-3.4%	22.35	22.65	12.5%	13.8%
TOTAL INDEX	36,369	34,813	-4.3%	26.43	26.54	18.5%	19.3%

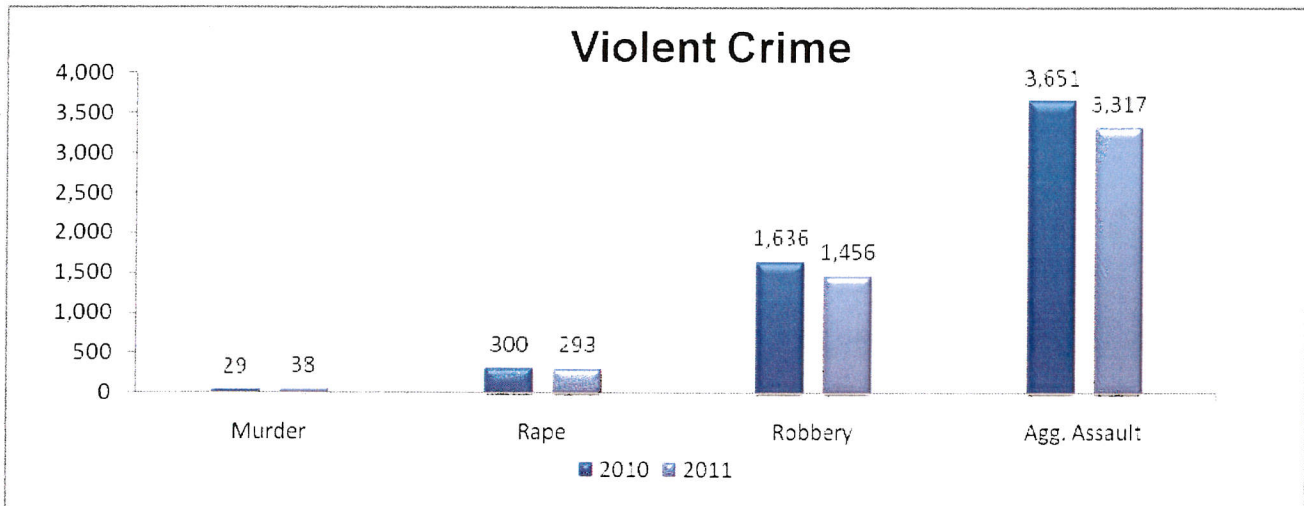
Crime Rates

The table below shows the crime rates for 2011 in comparison to crime rates in the previous ten years. Excluding 2010, the overall crime rate in 2011 was the lowest since 1963.

San Diego Crime Rates per 1,000 Population 2001 to 2011			
Year	Violent Crime Rate	Property Crime Rate	Total Index Crime Rate
2001	5.9	34.4	40.3
2002	5.7	34.2	39.9
2003	5.8	36.4	42.2
2004	5.2	35.1	40.4
2005	5.1	35.4	40.5
2006	4.9	34.5	39.4
2007	4.7	33.0	37.8
2008	4.5	30.1	34.6
2009	4.4	23.8	28.2
2010	4.1	22.4	26.4
2011	3.9	22.7	26.5

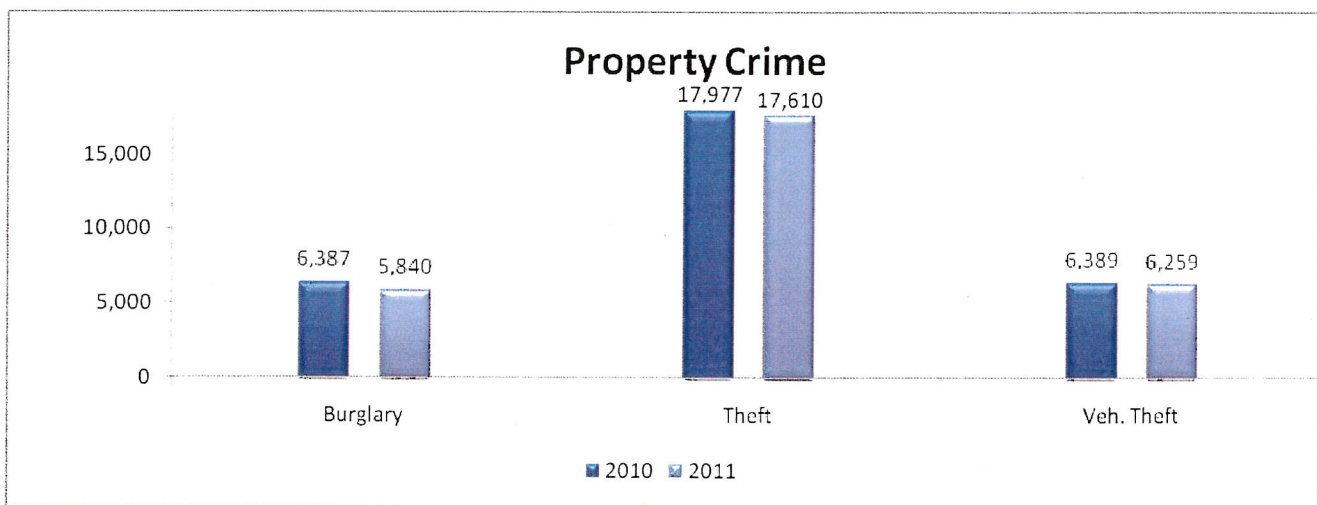
Violent Crimes

Violent crimes decreased 9.1% in 2011 compared to 2010. All violent crimes except murder decreased. Robbery showed the largest decrease at 11.0% and aggravated assault decreased by 9.1%.



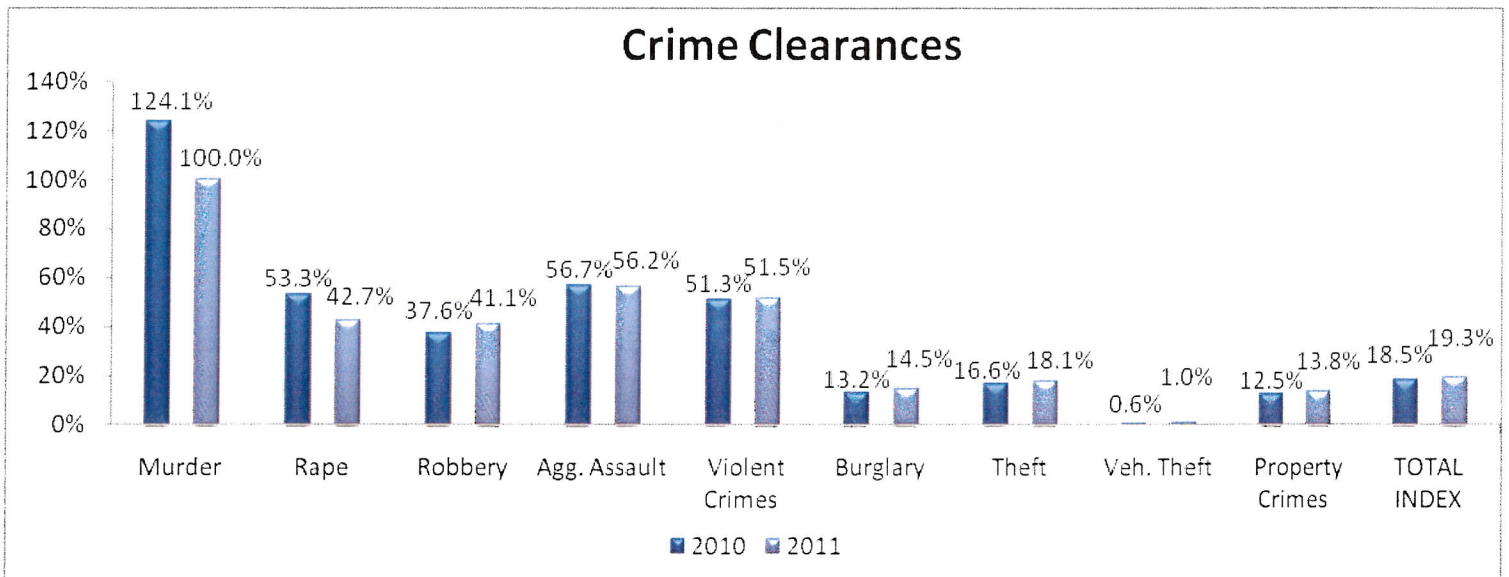
Property Crimes

All categories of property crimes decreased during 2011 compared to 2010. Burglary showed the largest decrease at 8.6%, with a 2% decrease in both theft and vehicle theft.



Crime Clearances

Overall crime clearances increased from 18.5% to 19.3% when comparing 2010 and 2011.



Domestic Violence

The total number of domestic violence cases in 2011 decreased 6.4% compared to 2010. Incidents involving weapons other than firearms and cutting instruments showed the largest decrease of 14.5% and firearm crimes decreased 13.5%. Non-criminal calls also showed a decrease of 13.7%.

San Diego Domestic Violence January - December			
	2010	2011	10 to 11 % Change
Criminal Cases:			
Firearms	37	32	-13.5%
Knife/Cutting Instrument	182	181	-0.5%
Other Dangerous Weapon	1,026	877	-14.5%
Personal Weapon (hands, etc.)	5,148	4,983	-3.2%
Total Criminal Cases	6,393	6,073	-5.0%
Non-Criminal Calls:			
	1,233	1,064	-13.7%
Total Cases	7,626	7,137	-6.4%

Hate Crimes

There were 42 hate crimes in 2011, a reduction from 49 crimes in 2010. Hate crimes based on sexual orientation accounted for the highest percentage of cases at 42.9%, followed by ethnicity based crimes at 31.0%.

San Diego Reported Hate Crimes January - December				
Hate Crimes	2010	% of Total	2011	% of Total
Ethnicity	21	42.9%	13	31.0%
Sexual Orientation	20	40.8%	18	42.9%
Religion	8	16.3%	11	26.2%
Gender	0	0.0%	0	0.0%
Disability	0	0.0%	0	0.0%
				10 to 11 % Change
Total Hate Crimes	49		42	-14.3%

Gang Crimes

The total number of crimes committed by gang members remained constant in 2011. Decreases in assault, robbery and auto theft were countered by increases in homicide and other gang crimes. Arrests of gang members decreased 4.9% in 2011 compared to 2010.

San Diego Crimes Committed by Gang Members January - December			
Crime Type	2010	2011	10 to 11 % Change
All Crimes:			
Homicide	4	7	75.0%
Attempt Homicide	5	8	60.0%
Assault	188	176	-6.4%
Robbery	116	106	-8.6%
Auto Theft	47	25	-46.8%
Other	531	568	7.0%
Total	891	890	-0.1%
Assaults & Attempt Homicides:			
Shooting	49	46	-6.1%
Stabbing	78	46	-41.0%
Other	66	92	39.4%
Total	193	184	-4.7%
Drive-By Shootings	9	9	0.0%
Arrests of Gang Members	2,992	2,846	-4.9%

Response Times

San Diego Police Department dispatches incoming calls according to a hierarchy of call types as defined below.

- Priority E: Imminent threat to life, dispatch immediately
- Priority 1: Threat to life, serious crime in progress, dispatch immediately
- Priority 2: Threat to life has passed or does not exist, minor crime in progress/serious crime where suspect has left scene, dispatch as quickly as possible
- Priority 3: Non-urgent requests for service such as noise only loud parties, report only calls, and crime scene follow-up, dispatch as soon as possible after higher priority calls
- Priority 4: Minor requests for service such as found property, most parking violations, etc., dispatch when there are no higher priority calls awaiting assignment in the beat

All priority categories showed a slight increase in response times in 2011.

Average Response Times by Priority January - December			
Priority	2010	2011	% Change
E	6.3	6.4	1.6%
1	11.1	11.6	4.5%
2	22.8	24.1	5.7%
3	62.0	63.9	3.1%
4	67.8	68.1	0.4%

The number of dispatched calls increased for priority E by 6.7%, while the number of priority 1-4 calls dispatched decreased.

Dispatched Calls by Priority January - December			
Priority	2010	2011	% Change
E	23,156	24,697	6.7%
1	265,630	243,406	-8.4%
2	252,826	238,826	-5.5%
3	78,487	74,509	-5.1%
4	24,260	23,615	-2.7%
Total	644,359	605,053	-6.1%

Highlights for 2011

In addition to the crime statistics presented in this report, the following information focuses on many of the highlights from the year from different units and divisions within the San Diego Police Department. These highlights include special projects, outstanding investigations, and effective ways to combat crime within our City.

Beat Restructuring

On September 17, 2011 the geographical boundaries for the Department's beats and divisions were updated. The implementation followed a year-long study in which methods to improve efficiency and enhance safety and service were reviewed. It is expected that the new geography will result in improved balance of workload between commands, allowing for more effective delivery of police services.

Law Enforcement and Private Security (LEAPS)

In 2011, the San Diego Police Department partnered with private and corporate security owners and managers for the purpose of developing stronger relationships, increasing information flow and sharing technology with an overall goal of reducing criminal activity in our City and the region. The partnership was formalized, creating the Law Enforcement and Private Security (LEAPS) organization, and is expected to play a significant role in future crime reduction in San Diego.

Information sharing through LEAPS has included Police Watch Commander Logs, information meetings and the use of streaming videos from private organizations by law enforcement first responders. The organization also provided two training opportunities in 2011. The first focused on the need for a more robust information sharing program, and included an on-line method for sharing details regarding suspects involved in organized retail crimes and methods for using streaming video as a force multiplier. A second training session included grant writing for public/private partnerships and the roles of private/corporate security as the first responder during critical incidents. Additional training and information sharing opportunities will continue in 2012.

Central

On May 3, 2011, Central Division's Narcotic Team initiated a narcotic buy-walk operation entitled "Operation May Day" to significantly impact the street level narcotic sales problem. The operation resulted in the indictment of 70 suspects for various felony narcotics for sales violations.

Mid-City

The Mid-City Crime Suppression Team (CST) continues to proactively address violent crime, gangs, narcotics and series related issues in the Mid-City area. The team analyzes crime trends and has been successful at quickly arresting suspects and stopping new crime series before additional crimes are committed.

A division-wide sex offender audit was conducted with the San Diego County SAFE Task Force and SDPD 290 Unit. Sixty-nine percent of the non-transient offenders identified were in compliance; Mid-City coordinated re-checks on the others.

The Mid-City Juvenile Services team continues to have success with truancy and curfew sweeps. In the spring, a large house party resulted in 47 juvenile contacts, 27 of whom were from neighboring cities. The party represents a trend among juveniles to plan large parties, often involving underage drinking, using social networking websites such as Facebook.

Mid-City arrested several suspects for various crime series, including armed robbery and burglary. One burglary series was canceled when a suspect was arrested for attacking a 17 year-old female and holding her at knife point. The suspect's fingerprints linked him to five unsolved residential burglaries.

A fifteen year-old long-term runaway was located and determined to be involved in prostitution/human trafficking. Based on the rapport of investigators with the juvenile, human trafficking charges are now being pursued against the victim's pimp.

Northern

A holiday detail utilizing vehicle, bicycle and foot patrols at University Towne Center was initiated to target crime and other associated criminal activity within mall parking lots and surrounding areas. The detail also covered several other area shopping centers. The proactive saturation patrols led to overall safer shopping during the holidays and no violent crimes were reported during the hours of the operation.

Northern officers on bicycles initiated a grid search after recognizing that an armed robbery incident broadcast from Hillcrest was part of a series of similar robberies from multiple areas. During the search, two suspects were contacted as they approached their getaway vehicle after committing another robbery. The suspects were booked into jail on eight counts of robbery and each is facing several years in prison.

Southeastern

Southeastern Division co-hosted and participated in numerous community events to promote public safety and healthy lifestyles. Events included X-Fest, Community & Safety Aquatics Awareness, National Drug Take-Back, 2011 Safety Campaign and the Gifts for Guns Exchange Program. In addition to police commitment and presence, partnerships with federal and local agencies, local hospitals, private businesses, community service organizations and citizen volunteers resulted in increased education and awareness for community members.

Southern


Southern Division officers proactively focused efforts on reducing violent crimes using high visibility patrols and selective enforcement. Officers targeted patrols in identified hot spot areas and Border Crime Suppression Team officers conducted directed enforcement operations to supplement patrol. As a result, violent crime in Southern Division decreased by 27.8% in 2011, when compared with 2010.

Western

In response to community and business concerns, a Neighborhood Resource Team (NRT) was established in September to target transient-related crimes and provide assistance to the homeless population. In addition to making over 300 arrests, the team works closely with the Department's Homeless Outreach Team (HOT) to assist those who want to transition into housing and become productive members of the community. Initial feedback of the teams' efforts from community members and area business districts has been favorable.

In response to beat restructuring implemented in September 2011 and previous successes experienced in North Park, Western Division added a bike team to Hillcrest to address crime problems in the community. In support of the team, business leaders in Hillcrest donated new bicycles and other resources to help expand the team from four officers to six. The existing North Park bike team continues to be fielded, now through Mid-City, the neighborhood's newly assigned Division for police services.

Four suspects were identified and arrested in a string of five purse snatch robberies targeting primarily Asian females in San Diego, Chula Vista and National City. All suspects involved in the series are known street gang members; each pleaded guilty and was sentenced to up to 15 years in prison.



William M. Lansdowne
Chief of Police

BH

