



THE CITY OF SAN DIEGO
REPORT TO THE CITY COUNCIL

REPORT NO:13-046

DATE ISSUED: May 24, 2013

ATTENTION: Honorable Members of the Public Safety and Neighborhood Services Committee

SUBJECT: Informational Debrief Regarding the FY14 Community Development Block Grant (CDBG) Allocation Process

REQUESTED ACTION: This is an information item only- no action required

BACKGROUND:

The City's CDBG Program is funded by the U.S. Department of Housing & Urban Development (HUD). The program was enacted in 1974 and the City has participated since inception. In 2008, the City was audited by HUD and the Office of the Inspector General (OIG). As part of the audit, HUD found that the City was lacking oversight of subrecipient contracts with not-for-profits. The City had previously averaged approximately 150 subrecipient agreements annually, which is a very high number compared to other entitlement cities.

The City was also found to be in violation of HUD's Timeliness Rule. This rule mandates that the City's unspent CDBG funds cannot exceed 1.5 times the jurisdiction's annual grant. The City's ratio of unspent funds for the 2009 program year was 1.49, barely under HUD's limit. In 2010, HUD performed its timeliness review and found that the City had over 1.8 times its current annual entitlement amount on hand. As a result, the City committed to a two year work-out plan in August 2010, which included an expenditure plan based on projected program spending, along with other corrective actions necessary to bring the City into compliance.

In April 2009, PS&NS held a CDBG Workshop. Chairperson Emerald requested that an Internal Working Group be formed and return with recommendations in September 2009. This group consisted of Councilmembers, as well as a members from the offices of the Mayor and Independent Budget Analyst.

As a result, the following nine reforms were recommended by the Working Group:

- Set funding priorities in the Consolidated Plan
- Eliminate District Allocations and Discontinue the 60%(Council)/40%(Mayor) split
- Funding for Section 108 Loans to be taken "off the top"

- Funding for Administrative and Fair Housing to be taken “off the top”
- \$50,000 minimum funding levels for non-capital and economic development activities
- \$100,000 minimum for capital improvement projects
- Eliminate phased funding and give priority to projects where CDBG funding will complete the project
- Open up the Public Services Category to allow agencies providing public services the ability to apply
- Establish a CDBG Citizens Advisory Committee (CAC)

These recommendations were adopted and implemented through the following actions:

- 1) The previously existing 60/40% allocation formula was replaced with a city-wide ranking of the Consolidated Plan priorities and goals. These priorities would guide funding decisions on future applications.
- 2) Council Policy 700-02 was revised to include provisions that address many of the recommendations, including timely expenditure of funds.
- 3) A Consolidated Plan Advisory Board (CPAB) was established to “review, interview and rank proposed applicants or projects to make funding recommendations to the City Council.” It was further recommended that the advisory board would utilize a scoring system to be developed and reviewed by the City Council prior to implementation. To date, a Council approved scoring system has not been developed.

While the CPAB was established in 2011, they have only been able to convene for business for the past two fiscal years due to difficulties appointing enough members to constitute a quorum.

Last year, the CPAB reviewed and scored CDBG applications for the first time. At that time, the Board consisted of seven members. The Consolidated Plan Advisory Board created three Ad Hoc Committees for the purpose of reviewing and scoring the eligible FY 2013 CDBG Applications. The Ad Hoc Committees were as follows:

1. Ad Hoc Committee #1- 2 members, 23 Public Service Applications
2. Ad Hoc Committee #2 – 3 members, 22 Economic Development/ Capital Improvement (CIP) Projects applications
3. Ad Hoc Committee #3- 2 members, 22 Economic Development/CIP/Public Service Applications

The full board convened for a final scoring and ranking. The final recommendations were substantially similar to the subcommittee’s recommendations, with minor deviations in the CIP/CED category. For the Capital Improvements (CIP/CED) category, projects that initially had a score of 74 or above were within the funding threshold. However, during the meeting, the board voted to pull six applications for discussion and reconsideration of the scores. Five of the six applications (Pro Kids, City of San Diego, Environmental Services, Casa Familiar, Grid Alternatives, and Townspeople) pulled for discussion, ranked above the score of 74. One application that fell below the score of 74 and was not originally earmarked for funding was the San Ysidro Health Center project. This discussion resulted in a vote to rescore four of the six applications as follows: 1) City of San Diego, Environmental Services (from a score of 83 to 77); 2) Casa Familiar (from a score of 83 to 71); 3) Townspeople (from a score of 81 to 78); and 4) San Ysidro Health Center (from a score of 74 to 83). The main issues of concern in

reconsidering the application scores included a cost per client and the ability for the program/project to demonstrate benefit to low to moderate income city residents. The approved changes in those four rescored applications resulted in funding availability to applications that scored 75 and above.

DISCUSSION:

The FY 2014 CDBG applications were released on October 12, 2012 and were due on November 14, 2012. A total of 78 applications were received. In accordance with Council Policy 700-02, all applicants attended mandatory application workshops in order to be eligible for consideration. A total of four mandatory application workshops were conducted by the CDBG Program Office.

In addition to the mandatory workshops, applicants were provided with one-on-one technical assistance upon request. The CDBG Program Office also accepted questions via email and released three sets of 'Frequently Asked Questions' in order to widely disseminate each answer that had been provided on an individual basis in response to inquiries from prospective applicants.

The CDBG Program Office reviewed all applications submitted for completeness and consistency with all applicable HUD and City standards. Upon completion of this review, applicants were notified of any issues and/or questions and given one-week to respond and/or provide additional information.

Based upon the results of the secondary review, a total of 69 applications were forwarded to the CPAB for their review and funding consideration. Nine applications were not forwarded due to: (1) ineligibility based on minimum applicable standards; (2) withdrawal by applicants due to requirements or deadlines they were unable to meet; or (3) failure of applicants to respond in a timely manner. Along with the 69 eligible CDBG applications, the CDBG Office forwarded the following documents (Attachment 1) to each CPAB member:

1. A copy of the results of the initial review of the CDBG Applications completed by CDBG Program Office staff;
2. A copy of the applicants' response to the staff review;
3. A CDBG Application CPAB Evaluation form for each application;
4. FY 2010 – FY 2014 Consolidated Plan Goals as prioritized by the City Council for the FY 2014 funding cycle;
5. The CDBG applications' review criteria as developed during public CPAB meetings and presented to the PS&NS Committee on October 12, 2011;
6. CDBG City Council Policy No. 700-02 which established the general guidelines by which the City will select and implement activities utilizing CDBG grant monies; and,
7. A spreadsheet identifying the projects which had been funded with CDBG funds during fiscal years 2010 – 2013 for all agencies competing for funding for the FY 2014 cycle. The spreadsheet also identified the status of each of these CDBG projects in terms of ensuring timely expenditures.

Ad Hoc Committee Scoring

The CPAB convened two Ad Hoc Committees to review the FY 2014 CDBG Applications. One Ad Hoc Committee focused on the applications received for CIP/CED projects and the other Ad Hoc Committee focused on the applications received for Public Service (PS) projects. The CIP/CED Ad Hoc Committee consisted of four Board members and the PS committee had three members (the CPAB chair participated in both Ad Hoc Committees). Note that all of the applications were initially reviewed and scored by individual Committee members, regardless of their Ad Hoc Committee specific assignment.

After the CPAB members completed the individual review of applications, the Ad Hoc Committees convened to discuss and arrive at one score for each of the applications assigned to them at the Ad Hoc level. These meetings were not public and were held within the CDBG Program offices. CDBG Program Office staff were not invited to participate in these meetings.

CPAB Scoring

The resulting scores, approved at the Ad-Hoc level, were then forwarded to the CDBG Program Office and posted on the City's website (and shared with all interested parties via the CDBG email distribution list) along with information regarding the upcoming public meeting which would be held to discuss the Ad Hoc scoring results and arrive at the final scores, as determined by the Board at large. The CPAB convened a two-day publicly noticed meeting on February 11th and 12th of this year to arrive at their final recommendations. During this meeting, public testimony was taken and the Board discussed the Ad-Hoc level scores. Similar to last year, Board members identified a number of applications/scores which they requested be pulled for further discussion and motions were made regarding whether to adjust the scores. Based on the results of said motions and subsequent related discussions, several of the preliminary scores (determined at the Ad Hoc level) adjusted both upwards and downwards. The Board also resolved scoring ties through the assignment of fractional points based on rating Factor #1 and how well the project accomplished the FY 2014 priorities, the merits of different projects, and the resulting public benefit.

For the Capital Improvements (CIP/CED) category, projects that initially had a score of 79.4 or above were within the funding threshold. During the public hearing the following three applications were rescored; 1) The Union of Pan Asian Communities (UPAC) was rescored (from a score of 73.0 to 81.2) resulting in a change in rank from 33 to 21; 2) City Heights Community Development Corporation was rescored (from a score of 76.4 to 75.4) resulting in a change in rank from 24 to 27; 3) St. Paul's Senior Homes and Services was rescored (from a score of 73.1 to 73.3) resulting in a change in rank from 32 to 31. See Attachment 2 for a detailed summary of projects and ranks. This resulted in a downward shift in rank for three other applications. The changes in those three rescored applications, the breaking of ties, and a subsequent increase in funding due to leftover re-programming funds resulted in funding availability to applications that scored 75.6 and above.

In the Public Services (PS) Category, projects that initially had a score of 87 or above were within the funding threshold. During the public hearing, 13 applications were rescored. Most of the changes were fractional adjustments that were made in order to break Ad Hoc Committee scoring ties. However, a few adjustments were made resulting in significant ranking changes. Casa Familiar was rescored from 65.0 to 88.2, resulting in a change in rank from 23 to 3. Family

Health Centers of San Diego was rescored from 76.0 to 86.9 resulting in a change in rank from 19 to 7. Senior Community Centers was rescored from 84.0 to 86.3 resulting in a change in rank from 12 to 8. Finally, The San Diego LGBT Community Center was rescored from 90.0 to 85.1 resulting in a change in rank from 2 to 13. See Attachment 3 for a detailed summary of projects and ranks.

Prior to the CPAB's final decision, applicants scoring an 87.0 or above were within the funding threshold, with left over funding available for one of the two organizations (Interfaith Shelter Network and St. Vincent DePaul Village) tied at 86.0. During the hearing, representatives from these organizations offered to accept a pro-rated amount so that they could both be funded. After the final rankings were compiled and approved by the CPAB, applicants scoring above an 86.9 were funded.

The final CDBG Applications scores and resulting funding recommendations approved by the CPAB as a whole, were then presented to the City Council for their consideration during the public hearing.

2015-2019 Consolidated Plan

Every five years, the City is required to submit a Consolidated Plan to HUD, which outlines the City's goals, objectives, and priorities for allocating entitlement funds. This is the last year of the current Con Plan (2010-2014) and beginning in July, the City will embark on a new Consolidated Planning process. In addition to the City's annual CDBG entitlement, the City receives loan repayments from the former Redevelopment Agency (now Successor Agency). Over the next five years, the City is scheduled to receive \$47,636,600 in Successor Agency repayments (this does not account for administration or public service set asides). It is imperative that a strategy be set forth in the next Consolidated Plan to ensure that these funds are able to be spent in a timely manner, or the City will be in jeopardy of violating HUD's timeliness requirements and consequently at risk of forfeiting future year allocations.

The 2015-2019 Con Plan will not only provide an opportunity to plan for the expenditure of Successor Agency repayments, but also to strategically target CDBG resources to certain areas or activities that will create large scale positive impacts for communities. The consolidated planning process includes a needs assessment at the community level. This will allow the City to target resources accordingly- to the lowest income areas needing the most investment. This place-based approach to community development will impact how future CDBG proposals are prioritized, assessed, and ultimately funded. Since the consolidated planning process occurs concurrent with the allocation process, it will be challenging to fully incorporate new funding priorities during the initial year of the 2015-2019 Con Plan. However, over the next year, staff will work with the CPAB to develop a process by which future applications can be scored against Consolidated Plan goals and priorities.

Next Steps

Attachment 4 outlines the major projects included in the CDBG office's work plan during FY 14. As exemplified in the attachment, the work load during this upcoming fiscal year will be extraordinarily voluminous. In addition to these mandatory assignments, staff plans to work with the PS&NS Committee to address the request made by Council President Gloria in his April 18, 2013 memo, specifically to *"work with City staff to create a handbook with policies and*

procedures that would address the public's concern and better ensure the objectivity of the allocation process."

In consideration of workload limitations, current vacancies, and in order to allow for adequate public review and vetting, staff will utilize existing City resources (i.e. funding manuals and handbooks) and revise them to suit the CDBG program needs. Staff appreciates the need to develop some guidelines prior to next year's allocation process and will make every effort to fulfill that need. It is expected that this process will be complementary to the Consolidated Plan and will rely on feedback and outreach conducted during the Con Plan public vetting process. As such, any guidelines will need to be further refined upon conclusion of the Con Plan.

Additionally, it is recommended that the CPAB membership be increased from nine members to eleven members, with two additional Mayoral seats. Additional members will facilitate the ability to achieve a quorum to conduct meetings and will allow for more flexibility and objective scoring. In the event certain subcommittee members need to recuse themselves due to potential conflicts of interest, it provides an opportunity to have a sufficient number of voting members remaining on the committee. Since one CPAB seat was previously assigned to the Mayor and was subsequently transferred to District 9, it is recommended that the Mayor be assigned the additional seats. Two seats are required in order to prevent voting ties.

FISCAL CONSIDERATIONS: None with this action

EQUAL OPPORTUNITY CONTRACTING INFORMATION: N/A

PREVIOUS COUNCIL and/or COMMITTEE ACTION: Reference Council Hearing of March 25, 2013

COMMUNITY PARTICIPATION AND PUBLIC OUTREACH EFFORTS: The Consolidated Plan Advisory Board held publicly noticed meetings to discuss the FY 2014 Application Process on the following dates: January 9, 2013, February 11, 2013, and February 12, 2013.

All meeting notices, agendas, and results were distributed via email to interested stakeholders and posted on the City's CDBG Program webpage. Notices were published in the City's publication of record, the San Diego Daily Transcript.

A survey was distributed to all applicants in attempt to solicit feedback on the FY14 application process. All comments received at the Consolidated Plan Advisory Board meetings and future public hearings, as well as those submitted via e-mail or mailed to the CDBG Program office regarding the application, funding, and action plan processes was incorporated into the City's FY 2014 Annual Action Plan submitted to HUD on May 15, 2013.


KEY STAKEHOLDERS AND PROJECTED IMPACTS:

Residents of low and moderate income communities; community-based organizations; community planning groups; and other community development organizations

Respectfully Submitted,



Tom Tomlinson,
Deputy Director
Economic Development



Approved: Kelly Broughton
Director
Development Services Department

Attachments:

- 1) Consolidated Plan Advisory Board Informational Review Packet
- 2) FY 14 CDBG Final Scores and Rankings- CIP/CED
- 3) FY 14 CDBG Final Scores and Rankings- Public Services
- 4) CDBG Program FY 14 Workplan

**CITY OF SAN DIEGO
COMMUNITY DEVELOPMENT BLOCK GRANT (CDBG) PROGRAM**

**CONSOLIDATED PLAN ADVISORY BOARD
FISCAL YEAR 2014 CDBG APPLICATION – EVALUATION FORM**

Applicant: _____

Overall
Score

Project: _____

Project Type: Public Service Economic Development Capital Improvement

Rater: _____

Application Section/Rater's Notes	Maximum Score	Rater's Score
<i>Section 1: Project Details / Appendix A: Narrative of Project</i>	25	
<i>Section 2: Target Population</i>	20	
<i>Section 3: Agency Capacity</i>	10	
<i>Section 4: Auditing Control</i>	15	
<i>Section 5: Agency Experience / Appendix E: Result of Prior-Year Projects</i>	10	



FISCAL YEAR 2014 CDBG APPLICATION EVALUATION BY CPAB

Application Section/Rater's Notes	Maximum Score	Rater's Score
<i>Section 6: Back-Up Plan</i>	5	
<i>Appendix B: CIP Project/Site Information (CIP Projects Only)</i>	20	
<i>Appendix C: Detailed Budget</i>	10	
<i>Appendix D: Implementation</i>	5	
<i>Supporting Documentation - Appendix F: Roster of Board Members & Professions, Exhibits, Letters of Support</i>	N/A	

TOTAL POINTS: (100 points possible for ED and PS, 120 points possible for CIP)



CITY OF SAN DIEGO FY 2010 -2014 CONSOLIDATED PLAN GOALS

Project Examples (Funding Sources)

Listed below in their order of priority for FY 2014

Create jobs and expand opportunities for industry.

Examples of projects include provision of credit to business that lack access to traditional forms of credit, provision of funds to start home-based businesses to qualified individuals, and/or the funding of programs that provide counseling and referral services to qualified businesses or individuals (CDBG funds).

Support the continued revitalization of low and moderate income neighborhoods.

Examples include Code Enforcement and Lead-Safe programs in qualified areas within the City. Other projects may include the rehabilitation and/or improvement of qualified facilities or residences that address needs specific to LMI populations (CDBG funds).

Provide shelter to persons who are homeless and assist them in moving out of homelessness.

Project examples include funding the operation of homeless shelters as well as the provision of funds towards services to assist families/individuals transition out of homelessness (CDBG and ESG Funds -ESG is managed by the San Diego Housing Commission, SDHC).

Create a better living environment for persons with special needs.

Examples encompass many and varied CDBG public service activities targeting qualified populations such as those classified as LMI, seniors, the youth and persons with disabilities. Specific services may include reduced/free cost child-care services, provision of meals, transportation assistance, academic support, self-sufficiency skills training, counseling, parenting education and such.

Improve the condition of facilities and housing that serve LMI and other qualified individuals.

Examples include: housing rehabilitation projects (assist qualified home owners with critical repairs) and improvements to facilities that serve the elderly, LMI populations, at-risk youth, individuals with physical or development disabilities and others considered by HUD to be eligible. (CDBG and HOME Programs Funds -HOME managed by the SDHC).

Increase the number of LMI households who can become homeowners

Assistance is provided in different ways such as down payment assistance, deferred payment second trust deed loans and grants to cover closing costs. (CDBG and HOME Programs Funds -HOME managed by the SDHC).

Enhance capacity building of non-profits, including those that provide fair housing assistance

CDBG - Examples: Non-profit organizational capacity-building. Note that the City recently also executed contracts with two fair housing service providers (both of these contracts are being funded with CDBG administration funds).

Application Sections	CDBG 2014 Applications' Review Criteria
Section 1 (Narrative as applicable)	<p>1. Relationship to Consolidated Plan Goals</p> <ul style="list-style-type: none"> • Activity/Project meets a highly level ranked priority set by City Council for FY 2014. • As applicable, Activity/Project addresses one of the unmet Consolidated Plan goals.
Sections 1 & 2 (Narrative as applicable)	<p>2. Project benefit to LMI and/or qualified target population</p> <ul style="list-style-type: none"> • Activity/Project and program office are located in, and provide services/amenities to LMI City residents within an eligible CDBG census tract and/or qualified target population. Services/amenities are accessible to LMI and/or qualified target population. • Activity/Project and services are accessible to City residents located within the highest LMI concentration census tracts. • A high percentage of the people served through the Activity/Project are low Income, City of San Diego residents.
Sections 1 & 2 (Narrative as applicable)	<p>3. Project Outcomes & Effectiveness</p> <ul style="list-style-type: none"> • Provides a clear description of outcome(s) to be achieved and is consistent with the scope of the project. Each outcome listed is supported by clear measurement methods and appears to be achievable. Its objective • Provides a clear description of the target population. • Provides a high benefit to the San Diego communities in relation to the amount of funds and type of service. • Demonstrates how outcomes will impact the population and/or community affected by an unmet need. • Demonstrates that the project can be achieved and its objective met within its schedule. • Applicant offers a new, needed or unduplicated service; access to an existing service to new clients who did not previously have access; or, if seeking increased funding, demonstrates that the increase is justifiable for the services that will be provided to LMI City residents and/or qualified target population.

Application Sections	CDBG 2014 Applications' Review Criteria
<p>Sections 3 – 6, Appendix B, as applicable, & Appendix C (Narrative as applicable)</p>	<p>4. Organizational Capacity, Capability & Track Record</p> <ul style="list-style-type: none"> • Identifies staff responsible for ensuring project oversight and evaluation, as well as what evaluation tools will be used. • Demonstrates quality methodology and capacity to evaluate the success of the proposed project and whether each objective was accomplished • Demonstrates management and fiscal staff resources with skills, experience and/or appropriate credentials to administer and conduct an accountable and responsible project. • Clearly demonstrates quality experience and accomplishments in providing services to LMI City residents and/or communities. • Demonstrates evidence/documentation of acceptable and accountable management and financial systems that minimize any opportunity for fraud, waste or mismanagement (i.e. conflict of interest policy is enforced, the Board of Directors includes diverse community representation, well-established sound fiscal management system, ability to identify/track CDBG funds/clients assisted separately from other funding sources, etc.). • Provides confirmed evidence of successful past project performance or success in initiating, maintaining, and completing similar projects or projects of similar magnitude with CDBG funds and/or other funding sources; consistently met its program goals. • Demonstrates appropriate level of licensing or site control.

Application Sections	CDBG 2014 Applications' Review Criteria
<p>Sections 1, Appendices B, C & D as applicable (Narrative as applicable)</p>	<p>5. Project Activities & Timeliness</p> <ul style="list-style-type: none"> • Provides a clear description of the scope of the project and details the specific tasks/activities to be accomplished; it is a well-defined project with an achievable implementation plan. • Project does not charge client fees or clearly provides proper justification for any client fees charged. <p>For CIP Projects, the factors will consist of the following as applicable:</p> <ul style="list-style-type: none"> • Developer/construction manager to be utilized has previous development/construction experience with similar type construction activity funded with federal funds. • Construction timeline and schedule is well-documented. • Construction is ready to start pending the selection and award of the general contractor within ninety (90) calendar days from the CDBG contract execution. • Project scope addresses identified and documented health, safety, and/or ADA problems. • Clearly demonstrates how the completed work will be maintained for a period of not less than five (5) years <u>after</u> termination of the Agreement with the City. <p>For Public Services Projects, the factors will consist of the following as applicable:</p> <ul style="list-style-type: none"> • Demonstrates a clear alignment or connection between the needs identified and the intended objective/outcome(s). • Identifies the number of unduplicated clients to benefit from the project • Annual cost per client is justifiable. • Project scope addresses unmet needs and is not duplicative of other services. • Demonstrates collaborative efforts with other service providers in the area to maximize benefit to clients served.
<p>Appendix C (Narrative as applicable)</p>	<p>6. Budget Justification & Leverage of Funds</p> <ul style="list-style-type: none"> • Provides a budget that is clearly detailed, well-defined and clearly supports the proposed scope of the project. • The CDBG funds requested represents less than 50% of the overall project or activity costs, budget and cost estimates are well documented. • Provides secured documented funding from other sources to implement the project on July 1, 2013.

CITY OF SAN DIEGO, CALIFORNIA
COUNCIL POLICY

CURRENT

SUBJECT: COMMUNITY DEVELOPMENT BLOCK GRANT PROGRAM
(CDBG)
POLICY NO.: 700-02
EFFECTIVE DATE: March 28, 2012

BACKGROUND:

The Housing and Community Development Act of 1974 established the Community Development Block Grant Program. The enabling legislation has been reviewed and amended by Congress every three years since 1974. The purpose of the CDBG program is to provide an annual source of funds to local governments for the purpose of implementing activities to develop viable urban communities, including decent housing and a suitable living environment and expanding economic opportunities, principally for persons of low and moderate income. Federal administration of the program is the responsibility of the U.S. Department of Housing and Urban Development (HUD). The City of San Diego has participated in the program since its inception.

PURPOSE:

To establish the general guidelines by which the City will select and implement activities utilizing Community Development Block Grant funds.

POLICY:

It is the policy of the City Council to allocate Community Development Block Grant funds in accordance with the following standards.

1. Selection and implementation of program activities that meet the Congressional intent of the program and the specific eligibility requirements as outlined by the U.S. Department of Housing and Urban Development.
2. Funding will be allocated on a Fiscal Year basis (July 1 through June 30).
3. Funding priorities will be based on the City's 5-year Consolidated Plan and prioritized by the City Council annually.

CITY OF SAN DIEGO, CALIFORNIA
COUNCIL POLICY

CURRENT

4. Funding for the repayment of HUD Section 108 loans will be taken from the City's overall annual allocation prior to funding being made available to address other Consolidated Plan goals.
5. Funding in the categories of "Planning and Administration" and "Fair Housing" will be taken from the City's overall annual allocation prior to funding being made available to address other Consolidated Plan goals.
6. No allocation of CDBG funds will be made to an economic development or non-capital project of less than \$50,000.
7. No allocation of CDBG funds will be made to a capital project of less than \$100,000, unless funding at a lesser amount is necessary to complete a project and the project will be completed within 18 months.
8. Priorities of the City's Capital Improvements Program will be developed irrespective of whether or not the City is to receive Community Development Block Grant funds. Community Development Block Grant funds if received are to be used to supplement the City's Capital Improvements Program and not as a substitute for other City funds.
9. No allocation of CDBG funds will be made to projects that are phased over multiple years. (It is the intent of the City Council that this policy serve to ensure that priority be given to projects where the funding will complete the project.)
10. A portion of the funds in the category of "Planning and Administration" will be allocated for the purpose of capacity building in order to ensure that emerging non-profit organizations have the opportunity to qualify for future CDBG funding.
11. No allocation of CDBG funds will be made to a project for which a CDBG application has not been received by the City.
12. A Community Based Development Organization (CBDO) certification process will be conducted in an effort to fund eligible project activities, as defined in the applicable U.S. Department of Housing and Urban Development regulations.
13. No allocation of CDBG funds will be made to a subrecipient project in the category of "Planning and Administration," except for those subrecipients certified by the City as a Community Based Development Organization.

CITY OF SAN DIEGO, CALIFORNIA
COUNCIL POLICY

CURRENT

14. All CDBG applicants shall attend mandatory workshops hosted by City staff during the annual CDBG application period.
15. All CDBG funds allocated to projects shall be used within 18 months of the start of the Fiscal Year for which the funds are allocated, or such funds will be subject to reprogramming by the City Council.
16. The public services category of activities shall be open to all eligible applicants, including City programs. A portion of the public service funds shall be set aside for the City's homeless programs that require funds to match other grants.
17. Beginning with Fiscal Year 2012 allocations, a Consolidated Plan advisory board will review applications and provide recommendations to the Council.

HISTORY:

"Leasing of City-owned Property in Industrial Park"

Adopted by Resolution R-174133 - 01/10/1963

Repealed by Resolution R-208090 - 06/05/1973

"Community Development Block Grant Program (CDBG)"

Adopted by Resolution R-259072 - 08/15/1983

Amended by Resolution R-281638 - 03/22/1993


Amended by Resolution R-282395 - 07/26/1993

Amended by Resolution R-287559 - 06/25/1996

Amended by Resolution R-303367 - 02/11/2008

Amended by Resolution R-305413 - 11/24/2009

Amended by Resolution R-307328 - 03/28/2012



CDBG FUNDING HISTORY (FY10-FY13) - FY 2014 CDBG PROJECT APPLICATIONS SUBMITTED

Fiscal Year	Agency (Applicant)	Project	Award	Expenditure	Reprogram	Balance
2010	ACCESS, Inc.	Microenterprise Development	\$ 25,000.00	\$ 22,979.41	\$ 2,020.59	
2011	ACCESS, Inc.	Microenterprise Development	\$ 50,000.00	\$ 43,021.97	\$ 6,978.03	
2012	ACCESS, Inc.	ACCESS-MICROENTERPRISE-12	\$ 50,000.00	\$ 41,526.63	\$ 8,473.37	
2013	ACCESS, Inc.	ACCESS-MICROENTERPRISE-13	\$ 50,000.00	\$ 15,331.54		\$ 34,668.46
2010	ACCION San Diego	Microlending Development Project	\$ 171,664.61	\$ 132,926.00	\$ 38,738.61	
2011	ACCION San Diego	Microlending Program	\$ 243,836.00	\$ 184,782.99	\$ 59,053.01	
2012	ACCION San Diego	ACCION-MICROLENDING DEV-12	\$ 232,547.00	\$ 196,923.16	\$ 35,623.84	
2013	ACCION San Diego	ACCION-MICROLENDING DEV-13	\$ 234,222.00	\$ 51,749.42		\$ 182,472.58
2010	Alliance for African Assistance	Community and Economic Development Program-AAA	\$ 75,000.00	\$ 60,858.98	\$ 14,141.02	
2010	Alliance for African Assistance	Crossroads Redevelopment District Bldg, Rehabilitation	\$ 65,000.00	-	\$ 65,000.00	
2011	Alliance for African Assistance	Crossroads Redevelopment District Bldg, Rehabilitation	\$ 45,000.00	-	\$ 45,000.00	
2011	Alliance for African Assistance	Microenterprise Program Assistance	\$ 177,783.00	-	\$ 177,783.00	
2012	Alliance for African Assistance	ALLIANCE AFR AST-MICROENT-12	\$ 186,790.00	-	\$ 186,790.00	
2011	Alpha Project for the Homeless, Inc.	Neil Good Day Center	\$ 488,841.00	\$ 488,841.00	-	
2012	Alpha Project for the Homeless, Inc.	ALPHA PROJ-TAKE BACK-12	\$ 364,320.00	\$ 342,589.95	\$ 21,730.05	
2010	Being Alive San Diego	HIV Information & Education	\$ 52,675.00	\$ 52,675.00	-	
2011	Being Alive San Diego	HIV Information & Education	\$ 175,000.00	\$ 175,000.00	-	
2010	Casa Familiar, Inc.	Casa Familiar Services and Activity Centers	\$ 51,004.00	\$ 51,004.00	-	
2011	Casa Familiar, Inc.	Casa Familiar Digital Connectors & Youth Services	\$ 63,220.00	\$ 55,427.23	\$ 7,792.77	
2011	Casa Familiar, Inc.	Casa Familiar Services for Seniors	\$ 81,660.00	\$ 81,451.95	\$ 208.05	
2013	Casa Familiar, Inc.	CASA FAMILIAR-SOC SVC CTR-13	\$ 300,619.00	\$ 1,055.37		\$ 299,563.63
2013	Catholic Charities	CATHOLIC CHARITIES-RACHEL-13	\$ 75,000.00	\$ 24,053.00		\$ 50,947.00
2010	Center for Community Solutions	Project H.E.A.L.	\$ 27,530.00	\$ 27,530.00	-	
2012	Center for Community Solutions	CTR COMM SOL-PROJ HEAL-12	\$ 168,572.00	\$ 143,475.20	\$ 25,096.80	
2012	Center for Community Solutions	CTR COMM SOL-YOU R SOLUTN-12	\$ 50,000.00	\$ 48,784.65	\$ 1,215.35	

CDBG FUNDING HISTORY (FY10-FY13) - FY 2014 CDBG PROJECT APPLICATIONS SUBMITTED

Fiscal Year	Agency (Applicant)	Project	Award	Expenditure	Reprogram	Balance
2011	Center for Employment Training	CET San Diego	\$ 228,350.00	\$ 228,350.00	-	
2010	Christie's Place, Inc.	Comprehensive Support Ctr for Women, Children & Families Living w/ HIV/AIDS	\$ 30,000.00	\$ 30,000.00	-	
2010	City Heights Community Development Corporation	Rebuild City Heights-CBDO-Community Economic Development	\$ 31,442.00	\$ 31,312.19	\$ 129.81	
2010	City Heights Community Development Corporation	Rebuild City Heights-CBDO-Energy Efficiency	\$ 32,190.00	\$ 31,910.23	\$ 279.77	
2010	City Heights Community Development Corporation	Rebuild City Heights-Neighborhood Improvements	\$ 156,368.00	\$ 156,164.40	\$ 203.60	
2010	City Heights Community Development Corporation	Tot Lot Rehabilitation	\$ 30,000.00	\$ 28,276.19	\$ 1,723.81	
2011	City Heights Community Development Corporation	City Heights Quality Neighborhoods Enhancement Project	\$ 218,456.00	\$ 139,583.87	\$ 78,872.13	
2011	City Heights Community Development Corporation	Fairmount Mixed Use Project-Clearance	\$ 195,306.00	-	\$ 195,306.00	
2011	City Heights Community Development Corporation	Fairmount Mixed Use Project-Public Facility Improvements	\$ 381,486.00	-	\$ 381,486.00	
2011	City Heights Community Development Corporation	Fairmount Mixed Use Project-Relocation	\$ 86,100.00	-	\$ 86,100.00	
2012	City Heights Community Development Corporation	CITY HTS CDC-VILL VIEW APTS-12	\$ 906,082.00	\$ 906,081.99	\$ 0.01	
2013	City Heights Community Development Corporation	CITY HTS CDC-NEIGH REHAB-13	\$ 720,711.00	-		\$ 720,711.00
2013	City Heights Community Development Corporation	CITY HTS CDC-SYCAMORE-13	\$ 725,399.00	-		\$ 725,399.00
2013	City of San Diego-Environmental Services	CITY SD-ES-SAFE & HLTHY HMS-13	\$ 226,569.00	\$ 34,932.07		\$ 191,636.93
2010	City of San Diego-Environmental Services Dept./Lead Safe Neighborhoods Program	Lead Safe Neighborhoods Program	\$ 39,000.00	\$ 39,000.00	-	

CDBG FUNDING HISTORY (FY10-FY13) - FY 2014 CDBG PROJECT APPLICATIONS SUBMITTED

Fiscal Year	Agency (Applicant)	Project	Award	Expenditure	Reprogram	Balance
2013	City of San Diego-Environmental Services Dept./Lead Safe Neighborhoods Program	CITY SD-ES-LEAD SAFETY ENF-13	\$ 120,560.00	\$ 23,584.46		\$ 96,975.54
2010	City of San Diego-Park and Recreation	Beach Wheelchair Program	\$ 25,000.00	\$ 22,323.17	\$ 2,676.83	
2010	City of San Diego-Park and Recreation	Senior Citizens Service	\$ 136,197.00	\$ 136,197.00	-	
2010	City of San Diego-Park and Recreation	South Clairemont Recreation Center	\$ 5,000.00	\$ 5,000.00	-	
2010	City of San Diego-Park and Recreation	Therapeutic Recreation Services	\$ 406,452.00	\$ 389,942.08	\$ 16,509.92	
2011	City of San Diego-Park and Recreation	Therapeutic Recreation Services	\$ 203,080.00	\$ 203,080.00	-	
2012	City of San Diego-Park and Recreation	CITY SD-PR-PARK LIGHTS-12	\$ 152,000.00	\$ 2,474.23		\$ 149,525.77
2012	City of San Diego-Park and Recreation	CITY SD-PR-REC GYM FLOOR-12	\$ 330,000.00			\$ 330,000.00
2012	City of San Diego-Park and Recreation	CITY SD-PR-THER REC SVCS-12	\$ 200,000.00	\$ 200,000.00	-	
2012	City of San Diego-Park and Recreation	CITY SD-PR-VIEWS WEST ADA-12	\$ 305,100.00			\$ 305,100.00
2013	City of San Diego-Park and Recreation	CITY SD-PR-GOMPERS-13	\$ 690,000.00	\$ 683.37		\$ 689,316.63
2013	City of San Diego-Park and Recreation	CITY SD-PR-LINDA VISTA COMM-13	\$ 100,000.00			\$ 100,000.00
2013	City of San Diego-Park and Recreation	CITY SD-PR-MEMORIAL POOL-13	\$ 1,661,000.00			\$ 1,661,000.00
2013	City of San Diego-Park and Recreation	CITY SD-PR-PALISADES PARK-13	\$ 285,000.00			
2010	Community Housing Works	HomeOwnership Center	\$ 205,500.00	\$ 205,500.00	-	
2011	Community Housing Works	HomeOwnership Center	\$ 215,000.00	\$ 215,000.00	-	

CDBG FUNDING HISTORY (FY10-FY13) - FY 2014 CDBG PROJECT APPLICATIONS SUBMITTED

Fiscal Year	Agency (Applicant)	Project	Award	Expenditure	Reprogram	Balance
2012	Community Housing Works	CMTY HSING WORKS-HMWNRSP-12	\$ 250,000.00	\$ 244,373.50	\$ 5,626.50	
2013	Community Housing Works	CMTY HSING WORKS-HMWNRSP-13	\$ 250,000.00	\$ 81,039.95		\$ 168,960.05
2010	Family Health Centers of San Diego	City Heights Family Health Center HVAC Project	\$ 90,000.00	\$ 90,000.00		
2010	Family Health Centers of San Diego	Downtown Family Health Center Relocation Project	\$ 25,000.00		\$ 25,000.00	
2010	Family Health Centers of San Diego	Logan Heights Family Health Center	\$ 39,262.00	\$ 5,073.69	\$ 34,188.31	
2010	Family Health Centers of San Diego	Teen Health Center Renovation Project	\$ 25,000.00	\$ 2,029.00	\$ 22,971.00	
2011	Family Health Centers of San Diego	City Heights Family Health Center Relocation and Expansion	\$ 500,000.00	\$ 500,000.00		
2012	Family Health Centers of San Diego	FAMILY HLTH CTR-CITY HGHTS-12	\$ 383,397.00	\$ 43,280.24		\$ 340,116.76
2013	Family Health Centers of San Diego	FAMILY HLTH CTR-SAFE PT SD-13	\$ 75,255.00			\$ 75,255.00
2010	Fourth District Seniors Resource Center	Lobby Soundproofing	\$ 29,999.72	\$ 29,374.74	\$ 624.98	
2011	Fourth District Seniors Resource Center	Fourth District Seniors Resource Center Public Service Enhancement	\$ 58,000.00	\$ 55,999.96	\$ 2,000.04	
2012	Fourth District Seniors Resource Center	4TH DIST SR RES CTR-ENHNCMT-12	\$ 50,000.00	\$ 37,464.53	\$ 12,535.47	
2011	GRID Alternatives	San Diego Solar Affordable Homes Program	\$ 59,810.00	\$ 59,810.00		
2012	GRID Alternatives	GRID ALTERNATIVES-SD SOLAR-12	\$ 170,227.00	\$ 167,273.29	\$ 2,953.71	
2013	GRID Alternatives	GRID ALTERNATIVES-SD SOLAR-13	\$ 186,000.00			\$ 186,000.00
2010	Home Start, Inc.	Home Start Transitional Maternity Group Home	\$ 70,000.00	\$ 70,000.00		
2011	Home Start, Inc.	Maternity Shelter Program	\$ 130,750.00	\$ 130,750.00		
2012	Home Start, Inc.	HOME START-MATERNITY SHLTR-12	\$ 163,390.00	\$ 163,390.00		
2011	Horn of Africa Community	City Heights Refugee Business Project	\$ 60,000.00	\$ 59,519.63	\$ 480.37	
2012	Horn of Africa Community	HORN AFRICA-CH REFUGEE BUS-12	\$ 148,000.00	\$ 136,882.80	\$ 11,117.20	
2013	Horn of Africa Community	HORN AFRICA-CH REFUGEE BUS-13	\$ 148,746.00	\$ 49,485.70		\$ 99,260.30

CDBG FUNDING HISTORY (FY10-FY13) - FY 2014 CDBG PROJECT APPLICATIONS SUBMITTED

Fiscal Year	Agency (Applicant)	Project	Award	Expenditure	Reprogram	Balance
2013	Interfaith Shelter Network of San Diego	INTERFAITH SHELTER NETWORK-13	\$ 60,000.00	\$ 12,587.19		\$ 47,412.81
2013	International Rescue Committee (IRC)	INTER RESCUE COMM-MICROENT-13	\$ 130,362.00	\$ 23,235.20		\$ 107,126.80
2010	La Maestra Family Clinic, Inc.	La Maestra Heart of the Community Campaign	\$ 84,151.00	\$ 84,151.00	\$ 0	
2011	La Maestra Family Clinic, Inc.	La Maestra Heart of the Community Campaign	\$ 140,043.00	\$ 140,000.00	\$ 43.00	
2013	La Maestra Family Clinic, Inc.	LA MAESTRA-HEART OF CMTY-13	\$ 110,249.00	\$ 0		\$ 110,249.00
2010	Local Initiatives Support Corporation (LISC)	Sustainable Communities	\$ 105,000.00	\$ 96,146.94	\$ 8,853.06	
2011	Local Initiatives Support Corporation (LISC)	Neighborhoods First	\$ 100,000.00	-	\$ 100,000.00	
2012	Local Initiatives Support Corporation (LISC)	LISC-COMM DEV CAPACITY BLDG-12	\$ 100,000.00	\$ 76,274.44	\$ 23,725.56	
2012	Local Initiatives Support Corporation (LISC)	LISC-NEIGH FIRST II-12	\$ 50,000.00	\$ 38,968.97	\$ 11,031.03	
2013	Mama's Kitchen, Inc.	MAMA'S KITCHEN-HOME MEALS-13	\$ 100,000	\$ 32,155.86		\$ 67,844.14
2012	National Family Justice Center Alliance	NAT FAM JUST-WOMEN WISDOM-12	\$ 283,868.00	\$ 258,463.61	\$ 25,404.39	
2010	Pro Kids Golf Academy & Learning Center	Clubhouse Renovation and Security	\$ 52,451.34	\$ 52,451.00	\$ 0	
2011	Pro Kids Golf Academy & Learning Center	Expansion and Renovation of Program Space	\$ 250,000.00	\$ 250,000.00	\$ 0	
2012	Pro Kids Golf Academy & Learning Center	PRO KIDS-EXPANDED SVCS-12	\$ 66,800.00	\$ 66,779.18	\$ 20.82	
2013	Pro Kids Golf Academy & Learning Center	PRO KIDS-NETTING ENCLOSURE-13	\$ 47,000.00	\$ 0		\$ 47,000.00
2010	Rebuilding Together San Diego	Rebuilding Together San Diego	\$ 170,500.00	\$ 170,499.98	\$ 0	
2011	Rebuilding Together San Diego	Rebuilding Together San Diego	\$ 268,000.00	\$ 180,034.06	\$ 87,965.94	

CDBG FUNDING HISTORY (FY10-FY13) - FY 2014 CDBG PROJECT APPLICATIONS SUBMITTED

Fiscal Year	Agency (Applicant)	Project	Award	Expenditure	Reprogram	Balance
2011	Rebuilding Together San Diego	RTSD Home Rehabilitation and Roof Repair Program	\$ 200,000.00	\$ 196,205.61	\$ 3,794.39	
2012	Rebuilding Together San Diego	REBUILDING TGTHR-SAFE HOME-12	\$ 275,000.00	\$ 271,643.88	\$ 3,356.12	
2012	Rebuilding Together San Diego	REBUILDING TOGETHER SD-RTSD-12	\$ 200,000.00	\$ 200,000.00	\$ 0	
2010	San Diego Center for Children	Main Campus Facilities Improvements	\$ 152,689.00	\$ 152,689.00	\$ 0	
2011	San Diego Center for Children	Multi-Sensory Room, Heating and A/C Upgrades and Building Foundation	\$ 172,980.00	\$ 172,980.00	\$ 0	
2012	San Diego Center for Children	SD CTR FOR CHILD-CAMPUS-12	\$ 496,872.00	\$ 483,151.34		\$ 13,720.66
2013	San Diego Center for Children	SD CTR FOR CHILD-CAMPUS-13	\$ 199,840.00	\$ 0		\$ 199,840.00
2010	San Diego County Superintendent of Schools, Juvenile Court and Community Schools	Youth Leadership and Work Experience Academy	\$ 33,858.00	\$ 33,858.00	\$ 0	
2010	San Diego Housing Commission	Acquisition of Affordable Housing	\$ 1,457,478.00	\$ 0	\$ 1,457,478.00	
2012	San Diego Housing Commission	SD HSG COMM-CORTEZ HILL-12	\$ 187,184.00	\$ 184,042.05	\$ 3,141.95	
2012	San Diego Housing Commission	SD HSG COMM-HEWSP-12	\$ 511,069.00	\$ 478,271.95	\$ 32,797.05	
2012	San Diego Housing Commission	SD HSG COMM-PICADOR APTS-12	\$ 1,231,878.00	\$ 1,231,878.00	\$ 0	
2013	San Diego Housing Commission	SD HSG COMM-CORTEZ HILL-13	\$ 205,902.00	\$ 46,934.31		\$ 158,967.69
2013	San Diego Housing Commission	SD HSG COMM-HSP-13	\$ 562,176.00	\$ 0		\$ 562,176.00
2013	San Diego Housing Commission	SD HSG COMM-MICROENTERPRISE-13	\$ 60,000.00	\$ 10,260.44		\$ 49,739.56
2010	San Diego Second Chance Program	Second Chance Community Resource & Reentry Cntr	\$ 347,002.54	\$ 347,002.54	\$ 0	
2011	San Diego Second Chance Program	Second Chance Self Sufficiency Services	\$ 301,187.07	\$ 301,187.07	\$ 0	
2013	San Diego Second Chance Program	SD SECOND CHANCE-JOB TRNG-13	\$ 199,951.00	\$ 63,824.59		\$ 136,126.41
2013	San Diego Volunteer Lawyer Program	SD VOL LAWYER PROG-SAFE-13	\$ 205,255.00	\$ 52,136.79		\$ 153,118.21
2010	San Diego Youth & Community Services, Inc.	Bridge Group Home-Damage Repair and Security Upgrades	\$ 25,000.00	\$ 24,100.00	\$ 900.00	
2010	Senior Community Centers of San Diego	Gary & Mary West Senior Wellness Center Seismic Retrofit	\$ 67,000.00	\$ 0	\$ 67,000.00	

CDBG FUNDING HISTORY (FY10-FY13) - FY 2014 CDBG PROJECT APPLICATIONS SUBMITTED

Fiscal Year	Agency (Applicant)	Project	Award	Expenditure	Reprogram	Balance
2013	Senior Community Centers of San Diego	SENIOR COMMUNITY-SENIOR NUT-13	\$ 128,140.00	\$ 73,525.00		\$ 54,615.00
2011	Southwestern Community College District	Fast Tract Contracting Opportunities Assistance	\$ 86,400.00	\$ 79,965.66	\$ 6,434.34	
2011	Southwestern Community College District	Small Business Development Center Microenterprise Technical Assistance	\$ 150,000.00	\$ 72,088.79	\$ 77,911.21	
2012	Southwestern Community College District	SOUTHWEST COMM-SMALL BUS-12	\$ 150,000.00	\$ 26,127.36		\$ 123,872.64
2010	St. Paul's Senior Homes and Services	St. Paul's Manor Roof Upgrade	\$ 30,000.00	\$ 30,000.00	\$ 0	
2013	St. Paul's Senior Homes and Services	ST PAUL S SEN HOMES & SER-13	\$ 375,493.00	\$ 0		\$ 375,493.00
2012	St. Vincent de Paul Village, Inc.	SVDP-HOMELESS OUTREACH-12	\$ 98,595.00	\$ 67,094.38	\$ 31,500.62	
2013	St. Vincent de Paul Village, Inc.	SVDP-FAMILY & CHILD DEV CTR-13	\$ 375,452.00	\$ 123,308.76		\$ 252,143.24
2010	Union of Pan Asian Communities (UPAC)	Multi-Cultural Economic Development Program	\$ 32,270.00	\$ 31,302.62	\$ 967.38	
2010	Union of Pan Asian Communities (UPAC)	Seismic Retrofit Project	\$ 41,846.00	\$ 41,846.00	\$ 0	
2011	Union of Pan Asian Communities (UPAC)	Multi-Cultural Economic Development Program	\$ 85,000.00	\$ 81,180.54	\$ 3,819.46	
2011	Union of Pan Asian Communities (UPAC)	Seismic Retrofit Project	\$ 220,351.00	\$ 220,351.00	\$ 0	
2012	Union of Pan Asian Communities (UPAC)	UPAC-ECON DEV-12.	\$ 100,000.00	\$ 88,379.90	\$ 11,620.10	
2013	Union of Pan Asian Communities (UPAC)	UPAC-ECON DEV-13	\$ 128,000.00	\$ 37,082.75		\$ 90,917
2013	Union of Pan Asian Communities (UPAC)	UPAC-SEISMIC-13	\$ 295,635.00	\$ 0		\$ 295,635
2010	Urban Corps of San Diego County	TreeSmart San Diego	\$ 25,000.00	\$ 11,188.71	\$ 13,811.29	
2010	Urban Corps of San Diego County	Urban Corps Youth Training Center.	\$ 740,250.00	\$ 740,250.00	\$ 0	
2010	Urban Corps of San Diego County	Weatherization, Energy Efficiency & Rehab Program	\$ 85,000.00	\$ 85,000.00	\$ 0	

CDBG FUNDING HISTORY (FY10-FY13) - FY 2014 CDBG PROJECT APPLICATIONS SUBMITTED

Fiscal Year	Agency (Applicant)	Project	Award	Expenditure	Reprogram	Balance
2011	Urban Corps of San Diego County	Weatherization, Energy Efficiency & Rehab Program	\$ 185,651.00	\$ 184,981.12	\$ 669.88	
2012	Urban Corps of San Diego County	URBAN CORPS-GREEN STREETS-12	\$ 115,037.00	\$ 110,455.29	\$ 4,581.71	
2012	Urban Corps of San Diego County	URBAN CORPS-WEEER-12	\$ 114,953.00	\$ 109,268.02	\$ 5,684.98	
2013	Urban Corps of San Diego County	URBAN CORPS-CAMPUS-13	\$ 352,901.00	\$ 0		\$352,901
2011	YMCA of San Diego County	Oz San Diego Renovations	\$ 118,000.00	\$ 0	\$ 118,000.00	
2010	YMCA of SD County - Youth & Family Svcs. Dept.	Oz San Diego Renovations	\$ 25,000.00	\$ 25,000.00	\$ 0	
2010	YMCA of SD County - Youth & Family Svcs. Dept.	Turning Point Renovations	\$ 30,000.00	\$ 30,000.00	\$ 0	
2010	YWCA of San Diego County	Becky's House Safe Access Project	\$ 50,000.06	\$ 49,788.93	\$ 211.13	
2010	YWCA of San Diego County	Cortez Hill Family Center	\$ 243,568.00	\$ 53,568.00	\$ 190,000.00	
2011	YWCA of San Diego County	YWCA Fire Alarm & Fire Suppression Sprinkler System Project	\$ 160,000.00	\$ 160,000.00	\$ 0	

FISCAL YEAR 2014 CDBG PROGRAM
 ECONOMIC DEVELOPMENT AND CAPITAL IMPROVEMENT PROJECTS
 FINAL FUNDING APPLICATION SCORES AND RANKING
 BY CONSOLIDATED PLAN ADVISORY BOARD

ATTACHMENT 2

Final Ranking	Ad Hoc Committee Ranking	Applicant	Project Title	Project Category	Project Activity	Request	Beneficiaries (where/whom)	Brief Scope	Final Score	Ad Hoc Committee Score
1	1	Access	Access Microenterprise	ED	Micro-Enterprise	\$50,001	100% LMI Citywide. Office of Agency at	24 hours of classroom instruction (3 X 2-hour sessions)	95.7	95.7
2	2	City of SD - Park & Recreation	Villa Montezuma Preservation	CIP	Public Facilities & Improvements	\$882,500	LMI in & around Logan Heights, Barrio Logan & Grant Hill (census tracts 40, 41, 47-49). CIP site facility location: 1925 K St., SD CA 92102 (owned by applicant).	Rehabilitation of Villa Montezuma (addressing ADA, historic rehabilitation and health & safety needs) museum.	95.6	95.6
3	3	Community Housing/Works	Homeownership Promotion	ED	Direct Home-Ownership Assistance	\$250,000	100% LMI Citywide. Target: 150 residents.	Provision of HUD-certified homebuyer class (once monthly, 7-hour sessions); pre-purchase one-on-one counseling sessions (1-2 hours); assistance with down payments, closing costs and access to loan programs; and, post-purchase coaching (tax planning, green programs, financial literacy).	94.7	94.7
4	4	St. Vincent de Paul Village	Joan Kroc Center Rehabilitation	CIP	Homeless Facilities	\$260,912	Citywide. Recipients of services/housing offered at the Center which provides transitional housing (81 dormitory rooms with 313 beds - newborns to seniors); access to public bathrooms and showers; and, mental health service as well as general support & counseling: 850 clients per year. Location: 1501 Imperial Ave., SD CA 92101.	Renovations, upgrades and repairs to address health, safety and energy deficiencies: bathroom renovations; replacement of kitchen, dining room, celebration room and courtyard playground floors; cooling and heating coil replacements; and replacement of storage tanks of hot water system.	92.8	92.8
5	5	Acción San Diego	Acción San Diego's Microlending Program	ED	Micro-Enterprise Assistance	\$218,550	100% LMI Citywide. Office of Agency at 404 Euclid Ave., SD CA 92114.	Provision of loans (\$300 to \$35k) for the establishment of microbusinesses or their expansion. CDBG funds would be used to fund the program (not for the moneys used for lending). Goal: Issuance of 60 loans.	92.7	92.7
6	6	Senior Community Centers	Low-Income Senior Housing Improvement Project	CIP	Other (senior housing)	\$110,676	200 LMI residents of low-income housing dedicated to seniors, located at 525 14th St., SD CA 92101.	Improvements for senior housing facility (Potiker Family Senior Residence) to ensure safety and healthy of residents. Improvements include installation of auxiliary power source for elevator, installation of 2 energy efficient power boiler units, repairs to decking and stairs landing & installation of security cameras and monitoring system.	91.7	91.7

Highlighted cells identify those projects with scores and rankings that were changed (upwards or downwards) by the CPAB as a whole from those preliminary scores and rankings assigned at the CPAB Ad Hoc level

FISCAL YEAR 2014 CDBG PROGRAM
 ECONOMIC DEVELOPMENT AND CAPITAL IMPROVEMENT PROJECTS
 FINAL FUNDING APPLICATION SCORES AND RANKING
 BY CONSOLIDATED PLAN ADVISORY BOARD

1	2	3	4	5	6	7	8	9	10	11	12	13	14	15
1	2	3	4	5	6	7	8	9	10	11	12	13	14	15
1	1	Access	Access Microenterprise	ED	Micro-Enterprise	\$50,001	100% LMI Citywide. Office of Agency at	24 hours of classroom instruction (3 X 2-hour sessions)	95.7	95.7				
7	7	Family Health Centers of SD	Federal Tech and Training Center	CIP	Health Facility	\$1,600,000	LMI population with focus on those residing in SE San Diego, City Heights, Encanto & immediate areas (Census Tracts 25.02, 26.02, 27.09, 27.10, 27.12, 27.05, 30.01, 31.11, 33.01, 34.01, 34.03 & 34.04). CIP site facility location: 5160 Federal Blvd., SD CA 92105 (applicant owns the property).	Construction of Federal Boulevard Tech and Training Center to increase access to primary care medical home services (job training activities are referenced in application but may not be carried out with CDBG funds given this is a CIP project).	91.4	91.4				
8	8	International Rescue Committee, Inc.	Agricultural Business Creation Micro Enterprise Project ("ABC ME")	ED	Micro-Enterprise Assistance	\$90,783	LMI Citywide with focus on refugees. Office of Agency at 5348 University Ave., SD CA 92105. Goal: Training of 30 individuals with 10 to establish a microbusiness and 10 to expand existing ones.	Provision of farm business classroom training (2 hours per session for 12 weeks); technical one-on-one assistance (total of 80 hours); in the field assessments (50 hours each to 10 existing micro-entrepreneurs); support on accessing capital resources and loan applications (max 3 hours per client); and land access education (1.5 per client for 15 clients).	91.0	91.0				
9	9	City of San Diego - Environmental Services Department	Safe & Healthy Home Project FY 2014	CIP	Minor Residential Rehabilitation	\$300,012	LMI Citywide. Vulnerable households (with children, senior citizens and/or pregnant woman). Goal is to serve a 75 households.	Provision of comprehensive housing assessment to identify and subsequently remediate housing conditions that negatively affect health and safety of occupants.	90.3	90.3				
10	10	Community HousingWorks	Las Serenas Rehab and Repair	CIP	Multi-Family Residential Rehabilitation	\$1,108,285	100% LMI Citywide - CIP site facility location: 4352 Delta St., SD CA 92113. Target: Goal is to serve a 108 households.	Rehabilitation of rental apartment housing (108 unit) dedicated to affordable housing (50-60% of area median income).	90.3	90.3				
11	11	City of San Diego - Environmental Services Department	Lead Safety Enforcement Program	ED	Code Enforcement	\$135,674	LMI Citywide w/n CDBG eligible tracts. Goal is to serve a minimum of 140 households.	Pro-active code enforcement activities will be carried out (focus on lead hazard identification in multi-family rentals built prior to 1970). As warranted, compliance notices will be issued and, where compliance is not achieved in a timely manner, violation notices will be issued. Substandard housing complaints from CDBG-eligible areas will also be pursued.	90.0	90.0				
12	12	GRID Alternatives	San Diego Solar Affordable Homes Program	CIP	Other	\$197,000	100% LMI Citywide. Target: 50 households (homeowners).	Installation of photovoltaic solar systems for 50 HHs within City of San Diego.	89.4	89.4				

Highlighted cells identify those projects with scores and rankings that were changed (upwards or downwards) by the CPAB as a whole from those preliminary scores and rankings assigned at the CPAB Ad Hoc level

FISCAL YEAR 2014 CDBG PROGRAM
 ECONOMIC DEVELOPMENT AND CAPITAL IMPROVEMENT PROJECTS
 FINAL FUNDING APPLICATION SCORES AND RANKING
 BY CONSOLIDATED PLAN ADVISORY BOARD

Final Ranking	Address/Commitment Ranking	Applicant	Project Description	Project Category	Eligible Activity	Recipients	Beneficiaries (where known)	100% LMI Citywide, Office of Agency at	24 hours of classroom instruction (3 X 2-hour sessions)	95.7	95.7
13	13	St. Vincent de Paul Village	Paul Mirabile Center Rehabilitation Project	CIP	Homeless Facilities	\$200,274	Citywide. Recipients of services/housing offered at the Center which provides transitional housing (350 beds - single men & women); access to public bathrooms and showers; and, integrated behavioral and physical health care (inclusive of full dental care) as well as general support & counseling. 1,500 clients per year. Location: 16 15th St., SD CA 92101.	Renovations, upgrades and repairs to address health, safety and energy deficiencies: replacement of 50 water source heat pumps; replacement of dining room & kitchen floors as well as the floors of the Health Center, and lighting retrofit.	89.2	89.2	
14	14	Jacobs & Cushman San Diego Food Bank	Warehouse CIP and Expansion	CIP	Other	\$1,402,094	100% LMI Citywide. Food distribution to people in need throughout City of SD. CIP site facility location: 9850 Distribution Ave., SD CA 92121 (applicant owns the property).	Construction of mezzanine for volunteer activities, expansion of cooler capacity, upgrade cooler technology and development of an on-site recycling center (may generate CDBG income).	88.6	88.6	
15	15	La Maestra Family Clinic Inc.	La Maestra X-Ray/Radiology Expansion	CIP	Health Facility	\$201,250	LMI in City Heights and surrounding communities. CIP site facility location: 4060 Fairmount Ave., SD CA 92105 (applicant owns the property).	Expansion of existing Family Clinic by construction of ER Radiology Room.	86.4	86.4	
16	16	San Diego Housing Commission (SDHC)	Direct Homeownership Assistance	ED	Home-Ownership Assistance	\$300,000	100% LMI households	Provision of deferred loans for down payments and grants to assist HHS in becoming first-time home buyers. Goal: Assistance of 37 households.	88.3	88.3	
17	17	San Diego Second Chance Program	San Diego Second Chance Program Headquarters	CIP	Neighborhood Facility	\$113,532	100% LMI Citywide. 700 LMI homeless and unemployed individuals including ex-offenders and veterans. Facility location: 6145 Imperial Ave., SD CA 92114 (applicant agency owns property).	Installation of security equipment throughout Agency headquarters including video systems, exterior lighting & driveway gates.	83.1	83.1	
18	18	YWCA of San Diego County	Security & Surveillance Renovation Project	CIP	Homeless Facilities	\$216,790	Abused women, their children and homeless women. CIP facility is owned by applicant. Target: 600 individuals including children.	Upgrading of the YWCA's cable infrastructure and networking system and installation of a new building access control system, video surveillance, in-house security alert and Wi-Fi system.	82.2	82.2	

Highlighted cells identify those projects with scores and rankings that were changed (upwards or downwards) by the CPAB as a whole from those preliminary scores and rankings assigned at the CPAB Ad Hoc level

FISCAL YEAR 2014 CDBG PROGRAM
 ECONOMIC DEVELOPMENT AND CAPITAL IMPROVEMENT PROJECTS
 FINAL FUNDING APPLICATION SCORES AND RANKING
 BY CONSOLIDATED PLAN ADVISORY BOARD

1	1	Access	Access Microenterprise	ED	Micro-Enterprise	\$50,001	100% LMI Citywide. Office of Agency at LMI households disbursed throughout the City w/n CDBG eligible census tracts. Target: 25 HHs	24 hours of classroom instruction (3 X 2-hour sessions) Interior and exterior home improvements to address basic repairs as well as security and energy deficiencies.	95.7	95.7	95.7
19	19	Urban Corps of San Diego County	WEER/Green Streets	CIP	Minor Residential Rehabilitation	\$236,285	Citywide LMI. 196 LMI residents of 52-unit affordable housing facility located at 350 17th St., SD CA 92101.	Improvements to address safety and energy efficiency needs of facility. security fencing, landscaping, installation of rubber matting and artificial turf in play areas.	81.9	81.9	81.9
20	20	San Diego Community Housing Corporation	Hacienda Townhomes - Affordable Housing	CIP	Other (LMI multi-family affordable housing)	\$158,598	LMI immigrants and refugees. Agency located at 1031 25th St., San Diego, CA 92102.	Provision of 8 business development workshops (6-8 hours ea.) and individual technical assistance (2-6 hours). Goal: Establishment of 46 new microbusinesses and expansion of 15 existing ones.	81.7	81.7	81.7
21	33	The Union of Pan Asian Communities (UPAC)	Multicultural ED (MED) - 2014	ED	Micro-Enterprise Assistance	\$154,894	Members of Southcrest and Shelltown communities (minimum 51% LMI beneficiaries).	Paving of dirt alley adjacent to Cesar Chavez elementary school in order to improve access to Southcrest Trails Park and its recreation center as well as play fields located at the elementary school.	81.2	81.2	73.0
22	21	Civic San Diego	Beta Street Alley	CIP	Street Improvements	\$190,000	Members of the Mid-City communities and immediate surroundings (minimum of 51% LMI beneficiaries). Facility to be located at 4300 El Cajon Blvd., SD CA 92105 (in escrow at time of application). Completed facility is anticipated to serve 18,000 residents.	Construction of a community demonstration kitchen in the new YMCA facility to be located in Mid-City. It is intended to showcase, teach and encourage healthy eating choices. The kitchen is part of a newly proposed YMCA (53.4k square feet in 3.7 acre site) that would replace a much smaller one which currently serves 8,000 community members.	80.3	80.3	80.3
23	22	YMCA of San Diego County	New Copley-Price Family YMCA Facility in Mid-City San Diego	CIP	Neighborhood Facility	\$300,000	100% LMI population (rape crisis center, elder abuse and domestic violence). CIP site location: 4508 Mission Bay Drive, SD CA 92109 (owned by applicant).	ADA improvements to parking lot and replacement of industrial carpeting in building interior with tile.	79.4	79.4	79.4
24	23	Center for Community Solutions	P.E.A.C.E. (Providing Empowerment, Advocacy, Counseling & Education)	CIP	Public Facility	\$307,148			76.4	76.4	76.4

Highlighted cells identify those projects with scores and rankings that were changed (upwards or downwards) by the CPAB as a whole from those preliminary scores and rankings assigned at the CPAB Ad Hoc level

FISCAL YEAR 2014 CDBG PROGRAM
 ECONOMIC DEVELOPMENT AND CAPITAL IMPROVEMENT PROJECTS
 FINAL FUNDING APPLICATION SCORES AND RANKING
 BY CONSOLIDATED PLAN ADVISORY BOARD

Small Community Ranking	Small Community Ranking	Applicant	Project Title	Project Category	Eligible Activity	Request	Beneficiaries (where/whom)	100% LMI Citywide, Office of Agency at	24 hours of classroom instruction (3 X 2-hour sessions)	Final Score Committee Score
1	1	Access	Access Microenterprise	ED	Micro-Enterprise	\$50,001	100% LMI Citywide, Office of Agency at	24 hours of classroom instruction (3 X 2-hour sessions)	95.7	95.7
25	25	Local Initiatives Support Corporation (LISC)	Nonprofit Financial Capacity Building	ED	Non-Profit Capacity Building	\$105,000	Citywide, Emerging non-profits that serve LMI population.	Provision of case management (evaluation, development of corrective action plan & implementation) through technical assistance to emerging non-profits to improve internal financial controls, organizational infrastructure and capacity. Goal: Increase capacity of 10 non-profits.	76.3	76.3
26	26	Rebuilding Together San Diego	RTSD Roof Replacement	CIP	Other	\$150,000	100% LMI homeowners within City of SD. Target: 12 households.	Replacement of 12 roofs.	75.6	75.6
<p><i>The projects above this line were funded (fully or partially) based on the amount of estimated CDBG entitlement funds anticipated to be received for FY 2014 in accordance with City Council Resolution No. 308064.</i></p>										
27	27	City Heights Community Development Corporation (CDC)	Neighborhood Enhancement Project	CIP	Minor Residential Rehabilitation	\$742,934	City Heights 100% LMI residents. 25 households targeted.	Housing rehabilitation improvements (addressing ADA, health and safety, & energy efficiency needs).	75.4	76.4
28	27	Rebuilding Together San Diego	Rebuilding Together San Diego-Minor Residential Rehabilitation Project	CIP	Minor Residential Rehabilitation Project	\$325,000	100% LMI Citywide. Target: 250 households targeted.	Completion of critical repairs to housing units to address ADA, health and safety and energy efficiency needs.	75.3	75.3
29	28	Horn of Africa Community	San Diego Childcare Micro-Enterprise Project	ED	Micro-Enterprise Assistance	\$186,000	100 % LMI refugee and immigrant women (East Africa origin) resident of City Heights and immediate surroundings.	Provision of Childcare Microenterprise Training (27 hours); TA for State licensing requirements (3 - 5 one-on-one or sessions of 3 clients); and ongoing TA for existing childcare business owners. Goal: Establishment of 50 new microbusinesses and expansion of 25 existing ones	75.0	75.0

FISCAL YEAR 2014 CDBG PROGRAM
 ECONOMIC DEVELOPMENT AND CAPITAL IMPROVEMENT PROJECTS
 FINAL FUNDING APPLICATION SCORES AND RANKING
 BY CONSOLIDATED PLAN ADVISORY BOARD

CPAB Rank	CPAB Score	CPAB Category	Project Name	Project Description	Project Location	Project Budget	Project Status	Project Type	Project Impact	Project Score	Project Rank
1	1	Access	Access	Access Microenterprise	ED	\$50,001	100% LMI Citywide. Office of Agency at	24 hours of classroom instruction (3 X 2-hour sessions)	Services: Provision of information group sessions for business start-ups, participants' assessments & one-on-one counseling. Full program participants receive 2-hour classes weekly for 6 weeks followed by up to 3 monthly one-on-one mentor/counseling sessions. Project aims to build a business environment to foster job creation while expanding opportunities for industries through the cultivation of local businesses. Goal: Establishment of 5 new microbusinesses & expansion of 5.	95.7	95.7
30	29	Casa Familiar, Inc.	Hecho en Casa	Micro-Enterprise Assistance	ED	\$126,776	100% LMI in San Ysidro. Office located at 147 West San Ysidro Blvd., SD CA 92173	Improvements to address health & safety needs as well as energy efficiency upgrades of the rehabilitation and long-term care facility for seniors: installation of new roof and heating and air conditioning systems' upgrades & equipment replacement.	74.7	74.7	74.7
31	32	St. Paul's Senior Homes & Services	St. Paul's Skilled Nursing Facility- Environmental Efficiencies	Health Facility	CIP	\$378,114	211 seniors residents of the facility (86% from Citywide addresses during years 2009 - 2011). CIP site location: 235 Nutting St., SD CA 92103 (owned by applicant).	Improvements to a 4-unit residence that will act as a permanent supportive housing program for pregnant or parenting young women and their children. Goal is to provide safe and stable housing while adding 9 new beds to a 100% low-income population who are homeless or on the verge of homelessness and assist them in their transition to self sufficiency.	73.1	73.1	73.1
32	30	Home Start, Inc.	Maternity Shelter Program (see note below)	Homeless Facilities	CIP	\$172,670	100% LMI Citywide pregnant homeless women (or on the verge of homelessness). CIP site facility location: 4633-4635 33th St., SD CA 92116 (applicant owns the property).	Installation of cardkey access gates fencing and entry doors, exterior lighting and a fire-resistant computer room as well as a fire suppression system for the same room.	73.2	73.1	73.1
33	31	San Diego Center For Children	Campus Security and Operational Continuity Improvements	Facilities for Abused & Neglected Children	CIP	\$195,500	100% LMI children City residents. CIP facility location: 3002 Armstrong St., SD CA 92111	Provision of classroom education & training (16 hours) offered on a monthly basis and follow up assistance. Goal: Training of 150 individuals with 25 to establish a microbusiness and expansion of 15 existing ones.	73.1	73.1	73.1
34	34	Alliance for African Assistance	Entrepreneur Assistance Program (REAP)	Micro-Enterprise Development	ED	\$131,135	100% LMI Citywide. Office of Agency at 404 Euclid Ave., SD CA 92105.			63.0	63.0

Highlighted cells identify those projects with scores and rankings that were changed (upwards or downwards) by the CPAB as a whole from those preliminary scores and rankings assigned at the CPAB Ad Hoc level

FISCAL YEAR 2014 CDBG PROGRAM
 ECONOMIC DEVELOPMENT AND CAPITAL IMPROVEMENT PROJECTS
 FINAL FUNDING APPLICATION SCORES AND RANKING
 BY CONSOLIDATED PLAN ADVISORY BOARD

Final Ranking	Ad Hoc Committee Ranking	Applicant	Project Title	Project Category	Eligible Activity	Request	Beneficiaries (Where/Whom)	Project Score	Final Score (Committee)	Score (Committee)
1	1	Access	Access Microenterprise	ED	Micro-Enterprise	\$50,001	100% LMI Citywide. Office of Agency at central SD in and around City Heights (service area) - 2,000 clients expected to benefit due to improvements to structure. CIP site location: 5952 El Cajon Blvd., SD 92105 (owned by applicant).	24 hours of classroom instruction (3 X 2-hour sessions)	95.7	95.7
35	35	Alliance for African Assistance	Alliance for African Assistance Building Renovation Project	GIP	Neighborhood Facility	\$190,500	LMI population which mostly resides in central SD in and around City Heights (service area) - 2,000 clients expected to benefit due to improvements to structure. CIP site location: 5952 El Cajon Blvd., SD 92105 (owned by applicant).	ADA and health & safety improvements at service center; improve bathrooms for ADA compliance; reconfiguration of second floor to provide for classrooms & computer rooms; and replacement of carpet with tile and roof replacement.	62.2	62.2
36	36	Somali Family Service of San Diego Inc.	SFS Family Self-Sufficiency Program	ED	Micro-Enterprise Assistance	\$125,525	LMI East African refugees and immigrants (many housed within City Heights). Office of Agency at 6035 University Ave., SD CA 92105.	Provision of case management; one-on-one training on business development and technical assistance in establishing a business; group workshops on financial literacy, marketing and small business development. Goal: establishment of 10 new microbusinesses and expansion of 20 existing ones.	34.0	34.0

Highlighted cells identify those projects with scores and rankings that were changed (upwards or downwards) by the CPAB as a whole from those preliminary scores and rankings assigned at the CPAB Ad Hoc level

NOTES:


The table above identifies the scores given to each FY 2014 CDBG Funding Application for CIP and CED projects by the Consolidated Plan Advisory Board (CPAB) Ad Hoc Committee as well as the FINAL scores and ranking given by the to application by the whole CPAB. The scores and ranking were discussed and finalized during a meeting of the CPAB on February 11 and 12, 2013.

Home Start, Inc.: The project was inadvertently listed as providing temporary housing. The project, in fact, proposes to provide permanent supportive housing.

CDBG Staff Contact: Eliana Barreiros at (619) 533-6510.

FISCAL YEAR 2014 CDBG PROGRAM
PUBLIC SERVICES PROJECTS
FINAL FUNDING APPLICATION SCORES AND RANKING
BY CONSOLIDATED PLAN ADVISORY BOARD

Final Ranking	Address	Applicant	Project Description	Project Category	Eligible Activity	Request	Beneficiaries (where known)	Final Score	Ratio Committee Score
1	1	Casa Cornelia Legal Services, Inc. (dba Casa Cornelia Law Center or CCLC)	Legal Services for Immigrant Victims of Domestic Violence	PS	Battered & Abused Spouses	\$79,835	City Heights and LMI eligible San Diego residents (99% with at least one child) immigrants victims of domestic violence. Target: Provision of assistance to 75 households (women & their children).	92.0	92.0
2	4	National Family Justice Center Alliance	Safety to Self-Sufficiency	PS	Battered & Abused Spouses	\$143,773	Citywide. Target: 600 individuals.	88.3	88.0
3	23	Casa Familiar, Inc.	Casa Familiar Senior Services	PS	Senior Services	\$85,146	LMI Seniors in San Ysidro - CTs 100.05, 100.09, 100.12, 100.13 & 100.15. Target: provision of services to 800 clients.	88.2	65.0
4	3	Meals-on-Wheels Greater San Diego County, Inc.	Meals-on-Wheels Greater San Diego: Home Delivered Meals for Seniors	PS	Senior Services	\$100,000	Citywide. Target: 200 seniors (LMI & homebound senior City residents - over 62 years old).	88.1	88.0
5	6	San Diego Second Chance Program	Job Readiness Training Program	PS	Employment Training	\$219,945	LMI Citywide. Participants generally recruited from homeless shelters and/or through referrals by other agencies. There is some focus on LMI residents of central and SE San Diego (office located in Encanto). Target: 130 individuals.	87.1	87.0
6	5	Catholic Charities	Rachel's Women's Center	PS	Homeless Services	\$96,150	100% Citywide. Target: 500 individuals.	87.0	87.0
7	19	Family Health Centers of SD	Safe Point San Diego	PS	General PS	\$75,255	Citywide LMI: 1,866 individuals targeted (program operates from a mobile unit that locates at 15th street (between F & G) and at the intersection of University & 34st (locations chosen by the SD City Council Taskforce).	86.9	76.0
The projects above this line were funded (fully or partially) based on the amount of estimated CDBG entitlement funds anticipated to be received for FY 2014 in accordance with City Council Resolution No. 308064.									
8	12	Senior Community Centers	Supplemental Food For Seniors in Poverty Program	PS	Senior Services	\$82,476	Citywide LMI seniors. Target: 300-400 individuals.	86.3	84.0



FISCAL YEAR 2014 CDBG PROGRAM
PUBLIC SERVICES PROJECTS
FINAL FUNDING APPLICATION SCORES AND RANKING
BY CONSOLIDATED PLAN ADVISORY BOARD

Project Ranking	Activity (Economic Activity)	Applicant	Project Description	Project Sector	Eligible Activity	Request	Beneficiaries (where known)	Brief Scope	Final Score	Priority Score
9	8	St. Vincent De Paul Village	Rapid Re-Housing Expansion Project	PS	Homeless Services	\$184,611	Citywide. Target: 165 targeted homeless single adult men and women.	Assessment, enhanced supportive services and short-term shelter to rapidly rehouse individuals; participants secure and maintain income and exit to permanent housing within 180 days.	86.2	86.0
10	7	Interfaith Shelter Network of San Diego	Interfaith Shelter Network Rotational Shelter Program	PS	Homeless Services	\$60,232	100% Citywide target population with service centers located at congregational shelter sites disbursed throughout the City. Target: 105 individuals.	Provision of seasonal, night-time emergency shelter and referral to subcontracted agencies for case management.	86.1	86.0
11	9	Center for Employment Opportunities	Employment Reentry for Parolees and Probationers	PS	Employment Training	\$101,781	100% LMI population. Citywide unemployed LMI parolees and probationers: 75 individuals targeted for assistance.	Basic life skills training & education, paid transitional work & full time job placement.	85.3	85.0
12	10	San Diego Volunteer Lawyer Program, Inc.	Safe and Secure Families Project	PS	Battered & Abused Spouses	\$202,242	LMI Citywide: 300 individuals.	Free legal representation is provided (between 5 to 300 attorney hours of services are anticipated to be provided to each client, depending on need & situation).	85.2	85.0
13	2	The San Diego LGBT Community Center	The San Diego LGBT Community Center - Behavioral Health Sciences	PS	Mental Health Services	\$75,000	LMI population (LGTB community and AIDS patients); 60 individuals targeted.	Case management and provision of mental health services, counseling and referrals to other applicable resources based on need.	85.1	90.0
14	13	Urban Corps of San Diego County	Corps-to-Career Youth Job Development	PS	Employment Training	\$158,206	San Diego county residents ages 18 - 25 without a high school degree (office at 3127 Jefferson St., SD CA 92110): 400 LMI underserved individuals that lack high school diploma.	Provision of case management, basic life skills training, counseling, job training & placement.	84.1	89.0
15	11	Center for Community Solutions	You are the Solution	PS	Battered & Abused Spouses	\$50,000	100% LMI population. Citywide victims of domestic violence and/or sexual assault. Target: 900 individuals as beneficiaries.	Fund portion of volunteer program (administration expenses) to provide hotline & crisis counseling, advocacy, legal assistance and therapy.	84.0	84.0
16	15	The Angel's Depot	Senior "Food-for-a-Week" Meal Emergency Box	PS	Senior Services	\$132,281	Citywide. 500 seniors living in poverty (see note below).	Ongoing emergency food distribution (21-meal per week pack).	83.1	83.0
17	14	City Heights Community Development Corporation (CDC)	City Heights Gets to Work	PS	Employment Training	\$84,574	City Heights LMI residents: 100 beneficiaries targeted.	Employment screening and information/referral services about jobs and training options.	83.0	83.0
18	16	Mama's Kitchen	Home-Delivered Meal Service	PS	Disability Services	\$100,000	LMI Citywide. Target: 388 individual clients targeted for service.	Provision of existing home-delivery meal program to LMI people disabled by AIDS or cancer, and to their dependent children.	81.0	81.0

FISCAL YEAR 2014 CDBG PROGRAM
PUBLIC SERVICES PROJECTS
FINAL FUNDING APPLICATION SCORES AND RANKING
BY CONSOLIDATED PLAN ADVISORY BOARD

Final Ranking	Agency	Project Title	Project Category	Project Eligibility	Request	Beneficiaries (where known)	Final Score	Final Rank
19	Home Start, Inc.	Maternity Shelter Program (support)	PS	Homeless Services	\$85,688	Citywide. Target population with service centers (2) located in 92116 ZIP code: 10 households.	80.0	80.0
20	Environmental Health Coalition	Environmental Health Training	PS	General PS	\$75,191	LMI: 100 individuals in the Logan area (Barrio Logan, Logan Heights & Sherman Heights) and City Heights.	79.0	79.0
21	San Diego Youth Services	Storefront Shelter Enhancement Program	PS	Youth Services (homeless)	\$80,000	Citywide homeless youth recruited from areas of the City where they are known to concentrate (beach areas, Hillcrest, Balboa Park and downtown SD); 200 individuals.	73.0	73.0
22	Able-Disabled Advocacy	CareerSmart	PS	Disability Services	\$124,266	Citywide with focus on City Heights & Encanto residents, individuals receiving veteran's disabilities benefits, the homeless and/or recipients of public assistance. Target: 75 individuals. Principal office: 4286 El Cajon Blvd., SD CA 92105.	72.0	72.0
23	McAllister Institute for Treatment and Education, Inc.	Substance abuse treatment, education, and co-occurring mental health services for Connections Housing residents	PS	Homeless Services	\$71,175	Citywide with service center located downtown (Connections Housing). Target: 100 individuals.	66.0	66.0
24	Survivors of Torture Intl.	Treatment and Rehabilitation Clinic	PS	General PS	\$79,300	Citywide. Disabled asylum seekers who are survivors of torture and homeless upon arrival: 41 individuals.	63.0	63.0
25	Being Alive San Diego	HIV/AIDS Homeless Services	PS	Homeless & AIDS services	\$103,500	Citywide. LMI, disabled and/or homeless individuals infected with or affected by HIV/AIDS.	61.0	61.0
26	Alpha Project for the Homeless	Take Back the Streets	PS	Homeless Services	\$200,000	Citywide homeless individuals. Target: A minimum of 50 individuals. Office location: 3070 Ocean View Blvd., SD CA 92113.	56.0	56.0

FISCAL YEAR 2014 CDBG PROGRAM
PUBLIC SERVICES PROJECTS
FINAL FUNDING APPLICATION SCORES AND RANKING
BY CONSOLIDATED PLAN ADVISORY BOARD

Final Ranking	Priority Committee Ranking	Applicant	Project Title	Eligible Activity Category	Estimated Project Cost	Eligible Activity Services	Beneficiaries (Where Applicable)	Brief Description	Final Score	Ad Hoc Committee Score
27	27	Juma Ventures	Pathways to Advancement	PS	\$400,000	Youth Services	LMI Youth. Target: 15-16 year olds (w/n 20% of federal poverty guideline) that are/will be first in their family to obtain a college degree. Target: 90 individuals. Office: 625 Broadway, SD CA 92101.	Youth support and education geared towards increasing their job skills & on-the-job training, financial literacy, academic support to finish high school & college preparation.	54.0	54.0
28	28	Christie's Place, Inc.	Comprehensive Integrated HIV Services for Women, Children & Families	PS	\$192,524	AIDS Services	Citywide. 2,450 individuals targeted.	Case management, referrals and education to ensure regular HIV healthcare and access to medication (goal is to ensure clients enter, stay or return to regular HIV healthcare).	53.0	53.0
29	29	San Diego County Superintendent of Schools (SDCOE)	Youth Leadership and Work Experience Academy (YLWEA)	PS	\$300,000	Youth Services	Citywide LMI Youth. 200 individuals targeted.	Provision of work readiness, occupational & life skills training, placement in paid internships and job placement assistance.	53.0	53.1
30	30	San Diego Urban League	Urban League Comprehensive Housing Program	PS	\$50,000	Home-Ownership Assistance	LMI 100%. 449 individuals targeted.	Provision of housing counselling services to homebuyers & homeowners, renters, LMI renters.	53.0	53.0
31	31	Global Institute for Public Strategies	Safe & Secure Apartment Communities Project	PS	\$495,422	Crime Awareness	South of I-905, San Ysidro (CTS 100.09 - 100.15): 10 apartments targeted (anticipated to house 500 individuals).	Facilitate training for 10 apartment managers, owners and residents to reduce calls to police. Education topics focus on crime presentation, achieving compliance from residents, gang and drug awareness and warning signs of domestic violence & child neglect.	50.0	50.0
32	32	Center for Employment Training (CET)	Mount Hope	PS	\$138,000	General PS	Mount Hope area residents.	Stock CET facility to establish an alternative shelter in case of local emergency disasters.	48.0	48.0
33	33	Downtown San Diego Partnership	Community Workforce Linkages Pilot Program	PS	\$170,285	Employment Training	LMI & homeless (located through outreach in downtown area). Target: 25 individuals.	Increased accessibility to workforce development programs: outreach and information provision (job training resources); assessment to determine suitable linkages; and mentoring services.	42.0	42.0

NOTES:

The table above identifies the scores given to each FY 2014 CDBG Funding Application for Public Services (PS) projects by the Consolidated Plan Advisory Board (CPAB) Ad Hoc Committee as well as the FINAL scores and ranking given by the to application by the whole CPAB. The scores and ranking were discussed and finalized during a meeting of the CPAB on February 11 and 12, 2013.

The Angel's Depot: The proposed number of project beneficiaries was originally listed by mistake as 402 seniors living in poverty. The number should have been 500 seniors living in poverty.

CDBG Staff Contact: Eliana Barreiros at (619) 533-6510.

CDBG Program Office – FY 2014 Work Plan- List of Major Projects

As of, May 16, 2013

Not all-inclusive and Subject to change

FY 2015 – FY 2019 Consolidated Plan (Con Plan):

- Release of Request for Qualifications and Proposals (RFQ/P)
- Convene Committee for review of responses to RFQ/P
- Execution of contract with selected firm
- Con Plan preparation (September 2013 – May 2014):
 - Research
 - Public outreach
 - Public hearings
 - Incorporation of all data and analysis into HUD database
 - Public review, 30 days
 - Submission to HUD: May 30, 2014

FY 2013 Consolidated Annual Performance and Evaluation Report (CAPER):

- CDBG Program Office reviews and finalizes all FY 2013 Annual Reports for each CDBG funded project active during FY 2013
- FY 2013 CAPER compilation of information and analysis
- Preparation of maps, tables, narratives and executive summary
- Incorporation of all data and analysis into HUD database
- Public review, 15 days
- Public hearings
- Submission to HUD: September 28, 2013

FY 2015 CDBG Applications and Allocation Process:

- Preparation of CDBG applications and release
- Workshops, technical assistance and FAQs (after release of applications)
- Staff review of applications submitted for eligibility, completeness and conformance to standards
- Staff review of applicants' responses initial staff review
- Determination of eligible applications and assemblage of binders for CPAB review
- CPAB review period
- Public hearings to determine FY 2015 allocations: City Council, PS&NS and CPAB

FY 2015 Annual Action Plan:

- Compilation of information and analysis
- Preparation of maps, tables, narratives and executive summary

ATTACHMENT 4

- Incorporation of all data and analysis into HUD database
- Public review, 30 days
- Public hearings
- Submission to HUD: May 15, 2014

Miscellaneous:

- Monthly CPAB meetings, agendas, minutes, etc.
- Continued management of oversight of all active CDBG Projects
- FY14 Contract Execution and Management
- Quarterly Fiscal and Programmatic Reporting to HUD
- Fiscal Monitoring of fund expenditures in order to ensure timely drawdown
- Monitor outstanding project balances for potential reprogramming
- Development of a Section 3 Program for CDBG Applicants/Subrecipients
- Coordination with the San Diego Housing Commission on homelessness matters pursuant to the City's MOU and monitoring of the activities under said MOU
- Continue to address and make progress toward the elimination of Impediments to Fair Housing Choice identified in the 2010-2015 San Diego Regional Analysis of Impediments

