




Fiscal Year 2016: July - December 2015

State of the CIP Mid-Year Update

REPORT NO.: 16-029

Fiscal Year 2016 Mid-Year CIP Snap Shot

- 1,355 total projects in CIP
 - 1,259 active WBS projects
 - 292 in post construction status
- \$415.1 million new CIP budget
- \$162.8 million expended in the Citywide CIP
- \$146.7 million Construction Contract value



Presented by:

CIP REVIEW AND ADVISORY COMMITTEE (CIPRAC)

Table of Contents

INTRODUCTION.....	2
PROGRAM OVERVIEW	3
Highlights	3
CIP Streamlining, Process Improvements, and Cash Management Updates	4
Benchmarking and Outreach.....	7
PROGRAM PERFORMANCE	9
Performance Measures and Statistics	9
CIP Expenditures and Encumbrances.....	10
Emergency Contracts.....	11
LOOK AHEAD	12
A. Deferred Capital Bond Project List.....	13
B. CIP Fiscal Year 2016 Construction Projects Contract Award List	13
C. Fiscal Year 2016 6-Month CIP Expenditures by Project.....	13

INTRODUCTION

Purpose and Scope

This Mid-Year Report summarizes the execution of the City Capital Improvement Program (CIP) during the first six months of Fiscal Year 2016 (July 1 through December 31, 2015) and provides an overview of the CIP, highlighting major programs, process improvements, accomplishments, and progress.

Capital Improvement Program (CIP)

The CIP is a compilation of individual capital improvement projects and annually adopted funding sources. CIP projects provide improvements or additions to the City's vast infrastructure systems designed to enhance overall quality of life. Executing the CIP portfolio is complex in nature due to the size and variety of funding sources, asset types, and project delivery methods. Capital improvement projects are prioritized according to Council Policy 800-14, approved, and funded through coordination with participating City departments, the Capital Improvement Program Review and Advisory Committee (CIPRAC), and input from stakeholders and City Council.

The Public Works Department, Engineering & Capital Projects (PW-ECP) manages most CIP projects for the following major asset-managing departments:

- Airports Division
- Environmental Services
- Fire-Rescue
- Library
- Park & Recreation
- Police
- Public Utilities Department (PUD)
- Real Estate Assets (including stadiums)
- Transportation & Storm Water (TSWD)
- Public Works Department, General Services Division

The CIP website provides information on CIP projects and policies:

<http://www.sandiego.gov/cip/index.shtml>

The City's budget identifies proposed Fiscal Year 2017 funding for capital projects:

<https://www.sandiego.gov/fm/proposed/vol3>

PROGRAM OVERVIEW

Highlights

Deferred Capital Program

The City has issued lease revenue bonds for capital projects to finance streets, sidewalks, storm water pipes, and buildings. PW-ECP continues to monitor expenditures to meet the requirements of the current bond issuances. Table 1 displays a summary of all deferred capital bond proceeds received to date.

Table 1

	Bond 1	Bond 2	Bond 2A	Bond 3
Council Resolution	R-305163	R-307352	R-308031	R-309360
Budgeted Amount	\$103,300,000	\$75,000,000	\$35,000,000	\$120,000,000
FY 16 Expenditures (as of Dec. 31, 2015)	\$0	\$4,444,390	\$6,498,162	\$3,909,652
FY 16 Encumbrances on Dec. 31, 2015	\$0	\$1,771,210	\$15,349,797	\$23,519,434
To-Date Expenditures (as of December 31, 2015)	\$103,300,000	\$72,818,079	\$16,758,723	\$4,064,580

Street Pavement Repair Program

In the first half of Fiscal Year 2016, TSWD completed 90 miles of street improvements, which include asphalt overlay, slurry seal, and concrete street repair. Various funding sources were utilized including TransNet, Gas Tax, General Fund contributions, and bond funding.

Water and Sewer Pipeline Replacement Program

The City continues to upgrade water and sewer infrastructure while meeting regulatory mandates. The Department of Public Health Compliance Order requires the award of construction contracts to replace ten miles of cast iron water main each fiscal year. Contracts were awarded for 9.7 miles of water pipeline replacement, and 3.6 miles of cast iron miles were replaced during the first half of Fiscal Year 2016.

The City continues to replace and rehabilitate sewer pipelines in Fiscal Year 2016. A total of 15.5 miles of sewer pipeline replacement and rehabilitation contracts were awarded and 13.3 miles of sewer pipeline were replaced or rehabilitated.

CIP Streamlining, Process Improvements, and Cash Management Updates

√ **Use Additional TSWD Construction Crews for Small Improvements:** TSWD has established an additional concrete construction crew to implement small projects. These projects are typically budgeted at less than \$250,000 and do not require PW-ECP design plans. The new staff have helped to expedite the installation of minor missing sidewalks and curb ramps city-wide. (Completed)

√ **Use Current Construction Contracts for Planned Resurfacing:** This approach uses the current PUD pipeline replacement contracts to install permanent resurfacing, using roadway funding sources, which reduces paving delays and causes less community disturbance. This process is being used to aid in implementing the Street Pavement Repair Program. (Completed)

√ **Dedicated CIP Teams / Authority for California Environmental Quality Act (CEQA):** A dedicated CIP Team within Development Services Department (DSD) has been created. A CEQA Delegation of Authority memo to permit limited CEQA authority to PW-ECP for minor actions was completed. This is reducing the time spent during the Environmental Review process. (Completed)

√ **Increased Use of Job Order Contracts (JOC):** PW-ECP has expanded the use of JOCs to increase the flexibility of available CIP delivery methods. A total of five JOCs were awarded in the first half of Fiscal Year 2016, in a total amount of \$49.5 million. JOCs reduce the amount of time required to complete projects by providing as-needed design and construction services. (Completed)

√ **Expanded Use of Multiple Award Construction Contracts (MACC):** At the November 3, 2015 meeting, City Council approved an increase of MACC task limit amounts from \$10 million to \$30 million (O-20574). MACCs are similar to JOCs, and provide on-call lists of contractors for specialized construction disciplines. This is expected to improve scheduling compared to other construction delivery methods. (Completed)

✓ **Online Vendor Registration and Bidding System:** Implementation of the PlanetBids eBidding solution provides electronic vendor registration, construction contract requirements, and integration with the City's certification and compliance system for Small Local Business Enterprise/Emerging Local Business Enterprise (SLBE/ELBE). There are 3,161 construction contractors and 3,566 professional services vendors registered. A total of 110 procurements and solicitations have been posted on the PlanetBids electronic board between July and December 2015; 55 of them for CIP and CIP related contracts. (Completed)

Utilize Economy of Scales by Increasing Size of Average Construction Contracts: The City is developing a process to combine similar smaller projects into larger contracts to maximize capacity and minimize costs. (In progress)

Design Standardization for Fire Stations, Comfort Stations and Shade Structures: Public Works selected RRM Design Group to standardize fire and comfort station designs. Standardization will reduce the time required to design new stations and allow for more rapid project completion. (In progress)

General Development Plan (GDP) Reform for Minor Park Improvements: The PW-ECP and Park & Recreation Departments will significantly reduce the planning phase cost and time associated with community review, input and approval of proposed scopes of new parks and of expansions of existing parks by modifying the GDP process for minor park improvements. (In progress)

Portfolio Approach for Consultant Authorizations: To avoid having outside consultant contracts approved individually, which causes delays, the process could be streamlined by obtaining approval for a group of consultant contracts related to multiple CIP projects based on a group (portfolio) of services for the entire year. Discussions with labor unions are underway. (In progress)

Implement Batch/Options Contracting: PW-ECP is planning to undertake a pilot program that batches several different projects of similar scope together under one construction contract. Work would be initiated at each location as funding becomes available. The prices for all projects listed in the options contract would be fixed for a set period. The City can opt-out of the remainder of work if funding is determined insufficient to complete all of the listed projects in the contract. Projects are being identified that would benefit from this pilot program. (In progress)

Community-Based Competitive Design: Design-build teams would develop competing design concepts and a selection would be made based on community input, within a fixed budget limit. Community input would be focused at the earlier conceptual stage of a project, rather than during a later design development stage, to prevent potential cost overruns and schedule delays. Both the conceptual design and design team would be

selected based on community input, technical qualifications, Public Contracting Law Compliance, and Equal Opportunity Contracting Program Compliance. (In progress)

√ **Semi-Annual CIP Budget Review:** In prior years, asset-managing departments identified capital projects with excess budget at project closures, and then individually prepared and routed a Council Action to request approval of project budget amendments. Financial Management (FM) Department worked with other departments on streamlining measures. Wherever possible, FM will compile all needed CIP council actions and prepare two semi-annual reports to secure budget approval, saving time and resources citywide. (Completed)

√ **Internal CIP Monitoring Process:** FM presented the first update of the Semi-Annual CIP Monitoring Report to the Infrastructure Committee on December 9, 2015. FM also introduced a consolidated request for Council action on behalf of City departments with CIP programs detailing \$74.7 million in project savings and reallocations.

FM, TSWD, and Public Works Departments have created an internal pilot program to monitor the CIP budget for all TSWD assets. The TSWD program is the first cash management pilot by an asset-managing department; the results of which will be utilized to document the City's approach to evaluating and monitoring the financial condition of the City's entire CIP Program. (Completed)

√ **New Appropriation Ordinance Language - Reallocation of Funding from Technically Completed Projects:** The Fiscal Year 2016 Annual Appropriation Ordinance (AO), section 2.C.3, included the authority to transfer unexpended balances not needed in technically completed (TECO) projects and transfer those released funds to eligible projects on the underfunded projects list (waterfall list) approved by City Council as part of the Fiscal Year 2016 Adopted Budget if eligible, or to fund balance. (Completed)

√ **Encumbrance Process Improvements:** FM and the Office of the City Comptroller have developed an improved encumbrance process which allows for certification of funds in current and future years for large contracts funded by stable and predictable revenues sources, such as TransNet. This new process will reduce the dollar amount required to be encumbered in the current fiscal year, which will allow for funds to be re-allocated to other priority projects that are ready to move forward. With these process improvements in place, the encumbrance will better match the current year contract cash flows and should ensure a timelier spend of available cash without unnecessarily encumbering cash in projects if the cash is not needed until later fiscal years.

This process is currently being piloted on the SR-163/Friars Road project (S00851), in which \$12 million of the contract award amount is not needed until future fiscal years. Implementing the new encumbrance process has allowed for the full \$32 million contract to be executed and work to begin in this fiscal year based on projected cash flows, while freeing up \$12 million to be re-allocated to other active projects. The controls over

tracking future-year commitments are managed between the Comptroller's Office and FM, allowing priority projects ready to move ahead in the current fiscal year to utilize available cash.

This process will be expanded to other large construction contracts using stable and predictable revenues sources in the future. PUD is identifying a project for this process and is exploring with the finance departments the possibility of using the revised encumbrance process to replace the phase funded contract process. (Completed)

Pooled Project Contingencies: FM, in conjunction with the Office of the City Comptroller and PUD, is developing a pilot program for pooled contingencies that is proposed to begin in Fiscal Year 2017. By pooling contingency funds across multiple projects in a centralized place, a risk of cost overruns is allocated across a greater number of projects. Savings in projects can be returned to the pooled contingency and then re-allocated to cover cost overruns in other projects. This allows for a reduced contingency amount and a typical 5% contingency is reduced to 3%, making more funds available to projects ready to move forward. (In progress)

Commercial Paper Program: Debt Management Department is evaluating CIP interim funding needs and cash flows of the general and water utility funds to determine if establishing a commercial paper program would be cost-effective. PW-ECP will closely monitor the outstanding general fund bond spending trends before proceeding with Debt Management on a commercial paper program.

Once funding needs are established, Debt Management will bring an authorizing resolution to City Council to establish program limits, develop a legal framework, and secure credit providers if commercial paper borrowing is needed. (In progress).

Benchmarking and Outreach

Benchmarking: The Public Works Department is actively involved in Statewide Benchmarking. For more detailed information please see the Fiscal Year 2015 State of the CIP Report, page 14.

Outreach: PW-ECP continues to host periodic industry meetings with SLBE/ELBE firms and consulting and construction industries to increase outreach and awareness of CIP projects and opportunities, as required by Council Policy 000-31 for Capital Improvement Program Transparency. There were two meetings with the SLBE/ELBE firms; one meeting with the consultant industry, and one meeting with the construction industry between July 1 and December 31, 2015.

PW-ECP continues to expand community outreach by utilizing various social media outlets such as Facebook, Twitter & YouTube in addition to the dedicated CIP program webpage to update the community and other interested parties on major project events and status.

PROGRAM PERFORMANCE

Performance Measures and Statistics

The performance measures listed below are used to track and monitor the progress of the City CIP as it manages a Fiscal Year 2016 adopted CIP budget of \$415,122,751. These measures focus on two areas: project costs and project schedules. During the first six months of Fiscal Year 2016:

- CIP project expenditures totaled \$162.8 million (see Figure 1).
- CIP project encumbrances totaled \$337.1 million (see Figure 2).
- \$146.7 million in CIP construction contracts were awarded
- 9.7 miles of water main construction contracts were awarded, including 3.6 miles of cast iron mains.
- 13.3 miles of sewer lines were replaced/rehabilitated
- Public Works Contracting awarded 26 Architectural & Engineering procurement and contractual actions totaling \$98.7 million.
- Average number of calendar days from bid opening to Construction Contract Award was 88 days.
- SLBE/ELBE participation rate was 24%, per Equal Opportunity Contracting.
- Total contract awards (construction and design) to City-recognized certified SLBE Program firms was \$35 million

CIP Expenditures and Encumbrances

Figures 1 and 2 below summarize CIP expenditures and encumbrances during the first half of Fiscal Year 2016 by asset type. Exhibit B details the CIP expenditures and encumbrances by project.

Figure 1

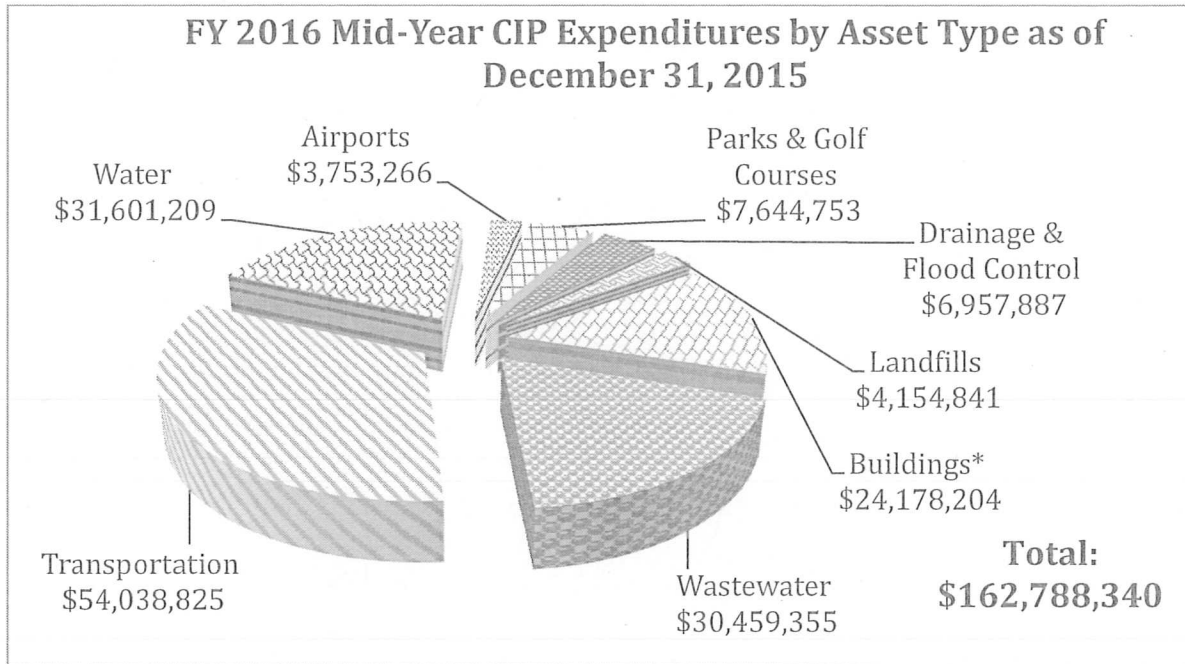
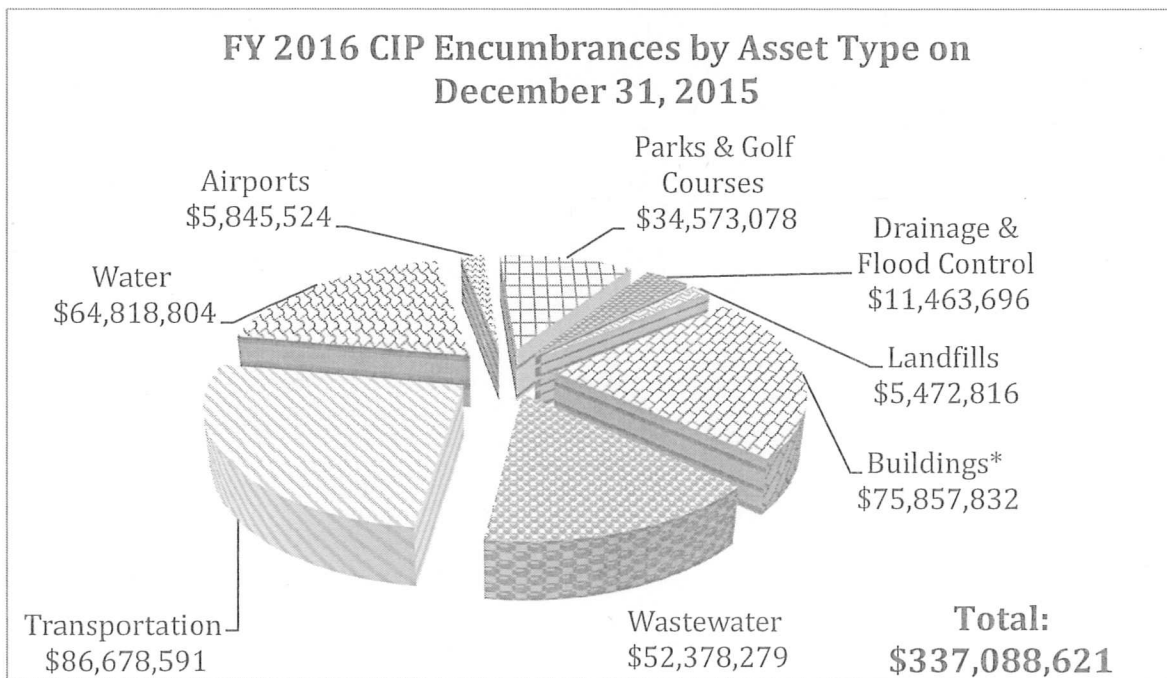


Figure 2



* Buildings span across all City departments and include water and sewer facilities such as treatment plants.

Emergency Contracts

Public Works Contracting awarded four emergency projects during Fiscal Year 2016 up to December 31, 2015 (Table 2).

Table 2

Project	Contractor	Construction Cost/ Estimate	Emergency Initiation Letter Date	Scope
OB Emergency Slope Repairs at Orchard Ave	Cass Construction	\$100,000	9/2/2015	Emergency slope repairs in Ocean Beach at Orchard Avenue
Alameda Pl Emergency SD Replacement	Filanc Construction	\$650,000	10/6/2015	Replace collapsed storm drain pipe
Catalina Transmission Pipeline Emergency	Arrieta Construction	\$750,000	11/4/2015	Replace cast iron water transmission pipeline
Desert View Drive Storm Drain Emergency Outfall	Arrieta Construction	\$3,000,000	4/14/2015	Repair storm drain outfall
Total		\$4,500,000		

The January 2016 El Nino rain events caused infrastructure damage requiring additional emergency contracts. TSW and Public Works have been providing regular updates to City leadership on the status of the repair projects. A complete list of the Fiscal Year 2016 emergency contracts will be included in the Year-End CIP Status report.

LOOK AHEAD

As Increases in revenue projections are identified, the Public Works Department is continuously expanding its capacity to manage an increasing CIP Program through various process improvements and streamlining measures, as well as increased staffing and training levels to improve productivity and efficiencies. Because delivery of the CIP is dependent on a wide array of resources, the department continues to engage with the construction and consultant industries, other City departments, as well as external agencies to identify any potential pinch points and find mutually agreeable solutions to clear these hurdles. The Department is rigorously tracking project scheduling and spending levels as well as managing various funds to ensure that all project funding source requirements and deadlines are met while continuing to deliver capital projects.

Approximately \$163 million was expended on CIP projects from July to December 2015 and an additional \$151 million is expected to be spent by the end of Fiscal Year 2016. This is a projected increase of nearly \$10 million over Fiscal Year 2015 spending levels, and \$50 million over those of Fiscal Year 2014.

As of March 31, 2016, Bond Series 2 proceeds have been fully expended. An additional \$8.1 million has been expended from Bond Series 2A. Bringing the total expended to date amount from Bond Series 2A to \$24.9 million. An additional \$4.1 million has also been expended from Bond Series 3. For a complete listing of all projects currently funded by Deferred Capital Bonds, please see Exhibit A.

Efficiencies are being experienced as streamlining measures approved by City Council are implemented and refined.

As the City continues to identify and refine its capital infrastructure needs, the CIP continues to adapt and respond to meeting those needs. Staff continue to identify and implement process improvements, and continually address feedback from industry, community and City leadership to ensure that the CIP Program and the Public Works Department are delivering a high level of service and meeting the infrastructure needs of our City.

EXHIBITS

- A. Deferred Capital Bond Project List
- B. CIP Fiscal Year 2016 Construction Projects Contract Award List
- C. Fiscal Year 2016 6-Month CIP Expenditures by Project

Deferred Capital 1, 2, 2A, 3 Funding Status Summary

Exhibit A

DC List All Projects (1, 2, 2A & 3)	Project Name	DC1 Budget	DC2 Budget	DC2A Budget	DC3A Budget	DC3B Budget
Category 1 - Projects Completed						
B00607	FONTAINE STREET STORM DRAIN	\$39,929	\$362,053		\$27,342	
B00609	VIA RIALTO DR. @ 7425 & 7435 SD REPAIR	\$117,990	\$27,062			
B00611	WENRICH DRIVE STORM DRAIN	\$1,409,907				
B00613	SCRIPPS LAKE DRIVE - 54 in STORM DRAIN	\$18,466				
B00615	LA PLAYA STORM DRAIN REPAIR	\$618,069				
B00777	Martin L King Rec Ctr HVAC	\$422,730				
B00867	CAMINO DE LA COSTA STORM DRAIN REPLACE	\$136,671				
B00938	POLICE MID CITY COMM CTR HVAC	\$384,135				
B00939	Casa De Balboa HVAC	\$1,314,790	\$44,108			
B00940	CASA DEL PRADO HVAC	\$320,028	\$437,511			
B00942	Museum of Man HVAC	\$668,984				
B00944	Adult Center		\$156,461			
B00952	POLICE HEADQUARTERS PLUMBING	\$771,816	\$3,140		\$421	
B00953	Spanish Village PlmbGrPwrServ	\$110,151	\$318,170			
B00954	FIRE STATION 25 (BAY PARK) PLMBG	\$37,385				
B00955	FIRE STATION 36 CLAIREMNTPLMBG	\$74,747				
B00956	Main Library PLMBGREPSWR PIPG	\$388,749				
B00958	SOUTHERN POLICE STA ROOF REPL	\$238,188				
B00959	TRAFFIC DIVISION ROOF REPL	\$218,681				
B00960	CASA DEL PRADO ROOF REPL	\$1,397,043				
B00961	EASTERN POLICE STN ROOF REPL	\$253,160				
B00962	Fire Station 9 La Jolla Roof Replacement	\$321,496				
B00964	FIRE STATION 38 MIRAMESAROOFFREP	\$169,775				
B00965	La Jolla SNR Ctr 1160 Coast Roof Rep	\$135,954				
B00966	MID CITY POLICE STATION ROOF REP	\$304,367				
B00967	MISSION HILLS LIBRARY ROOF REP	\$91,120				
B00968	MOUNT HOPE CEMETERY ROOF REP	\$61,560				
B00969	NORTH CLAIREMONT RECCTR ROOFREP	\$188,966				
B00970	NORTHEASTERN POLICE STN ROOF REP	\$254,864				
B00971	OCEAN BEACH LIBRARY ROOF REP	\$219,295				
B00972	San Diego Muni Gym	\$361,584	\$936,189			
B00973	SOUTHEASTERN POLICE STN ROOF REP	\$255,995				
B00974	Western Police Station Roof Rep	\$250,162				
B00978	Asphalt Overlay	\$644,727				
B10007	Lifeguard Hdqtr Electrical Upgrade	\$89,697				
B10008	Police HQ Electrical Upgrades	\$1,512,835	\$343,918		\$1,910	
B10009	Lifeguard Hdqtr Replace Garage Doors	\$104,594				
B10010	Police Hdqtr Replace Front Doors	\$125,464	\$2,150			
B10011	Police Headquarters Reseal Windows	\$835,458				
B10013	Mission Bay Prkng Lts Resurfac Overlz	\$1,099,905				
B10014	Balboa Prk Prkng Lts Resurfacing Overlz	\$1,124,665				
B10017	Various Sr Cntrs Prkng Lt Resurface	\$124,478	\$205,320			
B10023	Rowena St Pipeline Repair Phill	\$186,608				
B10028	Mira Mesa Library Bioretention			\$8,759		
B10030	Fire Sta 24 Carmel Val Electr Repair	\$221				
B10036	Various Rec Ctrs Prkg Lot Resurfacing	\$19,651	\$279			
B10039	Casa Del Balboa Elevator Modernization	\$382,067	\$70,320			
B10040	Allied Garden Rec Ctr Roof Replacement	\$137,000				
B10041	Casa Del Prado Elevator Modernization	\$30,852.34	\$211,282	\$435,025	\$9,000	
B10044	Museum of Man Elevator Modernization	\$178,422	\$5,041			
B10046	Rancho Bernardo Library Elevator Moc	\$13,684				
B10050	San Ysidro Library Roof Replacement	\$5,684				
B10051	RPQ HVAC	\$72,102.30	\$510,687	\$40,000		
B10052	Vista Terrace Pool Roof Replacement	\$130,000				
B10058	Fire Station 16 (La Jolla) - Door	\$27,942				
B10060	Campus Point Ct Storm Drain Pipe Replace	\$670,000				
B10061	La Cresta Drive Storm Drain Pipe Replace	\$422,897				
B10062	Garnet Ave Storm Drain Pipe Repair	\$300,746				
B10063	Arden Way Storm Drain Pipe Replacement	\$300,196				
B10067	Avocado Pl	\$218,584.03	\$397,214		\$976	
B10069	Storm Water Pump Station D	\$727,373				
B10074	Concrete Street Panel Replacement Grp 1	\$2,385,214				
B10102	Asphalt Overlay Group I FY10	\$11,591,571				
B10103	Asphalt Overlay Group II FY10	\$10,691,436				
B10104	Asphalt Overlay Group III FY10	\$10,846,898				
B10105	Asphalt Overlay Group IV FY10	\$10,044,514				
B10118	Asphalt Overlay Group V FY10 Minor	\$434,933				
B10119	Sidewalk Repair Group 8 FY10 Minor	\$195,329				
B10120	Sidewalk Repair Group 9 FY10 Minor	\$232,005				
B10121	Sidewalk Repair Group 10 FY10 Minor	\$190,616				
B10122	Sidewalk Repair Grp 1 FY10 Tree Related	\$1,239,093				
B10123	Sidewalk Repair Grp 2 FY10	\$2,115,031				
B10124	Sidewalk Repair Grp 3 FY10	\$250,795				
B10125	Sidewalk Repair Grp 4 FY10 Tree Related	\$1,794,844				
B10126	Sidewalk Repair Grp 5 FY10 Tree Related	\$1,153,292				
B10127	Sidewalk Repair Grp 6 FY10 Tree Related	\$966,734				
B10128	Sidewalk Repair Grp 7 FY10 Tree Related	\$1,207,341				
B10129	Villa Montezuma Building Systems Repairs	\$403,971	\$135,766	\$10,403	\$8,768	
B10134	Fire Station No 7 HVAC Replacement	\$94,058				
B10135	Fire Station #7 Roof Replacement	\$140,210				
B10136	Fire Station #9 HVAC Replacement	\$128,351				
B10137	Fire Station #34 HVAC Replacement	\$164,158				
B10138	Fire Station #34 Roof Replacement	\$107,838				
B10140	Fire Station #41 HVAC Replacement	\$67,646				
B10148	Police Headquarters Roof Replacement	\$1,071,004				
B10160	Nye Street Storm Drain	\$400,000				
B10208	Fire Station #32 Generator Upgrade	\$60,198				
B10211	FY10 Asphalt Overlay Grp 7	\$402,177				
B10212	FY10 Asphalt Overlay Grp 6	\$486,589				
B10213	Stheastrn Police Station Electrical	\$264,964				
B10214	Talmdge Series Circuit Upgrades	\$649,329				
B10217	CMP Storm Drain Pipe Lining Group 1z	\$1,171,957	\$206,236			

Deferred Capital 1, 2, 2A, 3 Funding Status Summary

Exhibit A

B10218	CMP Storm Drain Pipe Lining Group 1b	\$12,154				
B10223	Storm Water Pump Stations N & G	\$101,436				
B11008	Mission Bay Pk Lots Resurfacing Phase I	\$755,389	\$690			
B11009	Balboa Pk Parking Lots Resurfacing Ph I	\$811,318	\$27,038			
B11014	Norma Dr	\$133,000.00	\$411,431			
B11015	Via Esprillo Storm Drain Pipe Replacement	\$1,459,462.06				
B11073	47th St Storm Drain Pipe Replacement	\$281,714				
B11113	Carmel Mtn Emergency Storm Drain Rplcmnt	\$1,057				
B11132	Carmel Mtn Ranch Rec Cir Roof & HVAC	\$452,150				
B12013	Comstock St (2263) Storm Drain Repair	\$23,840				
B12024	Rowena St (7423) Storm Drain Replacement	\$448				
B12026	North Talmadge (4386) Storm Drain Repair	\$217,889				
B12039	Sink Hole Emerg Repair- University City	\$619,945				
B12043	Fire Communication Center Server Room AC	\$15,584				
B12078	Preece Street (formerly Osler St (6424) Storm Drain Replacement	\$34,343	\$59,705			
B13015	Rancho Mission Slope Movement		\$527,999			
B13017	United Nations Bldg. - ADA Barrier Remova		\$377,953	\$3,841	\$18,920	\$8,317
B13020	Morley Field Tennis Registration		\$222,781	\$323	\$6,286	
B13022	Timken Art Gallery - ADA Barrier Remova		\$157,833	\$1,607	\$5,197	
B13037	Accessible Ped Signal Group 1 DS		\$19,072			
B13039	Accessible Ped Signal Group 4 DS		\$19,635			
B13040	Accessible Ped Signal Group 6 DS		\$17,134			
B13041	S47th St & Logan NE Side of Logan MS DS		\$10,304			
B13042	Group Job 13D Bond CR DS		\$259,400			
B13043	Group Job 13C Bond CR DS		\$321,818			
B13044	FY13 Asphalt Overlay Group I	\$345,419	\$7,649,187			
B13045	FY13 Asphalt Overlay Group II	\$541,633	\$6,313,995			
B13057	FY13 Asphalt Overlay Group IV		\$1,454,532			
B13056	Park & B APS Bond DS		\$62,604			
B13058	Health Center & Frost Bond APS DS		\$6,816			
B13059	Chelsea w/s eaast of Dolphin Bond MS DS		\$124,970	\$14,591		\$93
B13060	Euclid w/s Federal Blvd to Marilou Bond MS DS		\$54,767	\$75,135		
B13062	Prospect Place & Coast Blvd CR DS		\$3,762			
B13063	Group Job 13B Bond CR DS		\$240,740	\$6,252	\$5,564	
B13064	La Playa Av & Jewell St CR Obstruction DS		\$132,256			
B13066	Polk & Menlo CR Obstruction DS		\$122,432			\$1,000
B13069	Solola & Euclid CR Obstruction DS		\$230,851	\$36,669	\$1,162	
B13071	Development Services Pedestrian Bridge ADA		\$275,830	\$175,615	\$5,942	
B13072	Orange & Altadena CR Obstruction DS		\$55,124			
B13073	Civic Theater Exterior Restroom - ADA		\$172,429			
B13074	Orange & 49th CR Obstruction DS		\$29,240			
B13075	San Carlos Library - ADA		\$363,297	\$41,134	\$7,332	
B13079	Sherman Heights Community Center ADA Improvements		\$152,709	\$50,377	\$5,665	
B13096	Pump Station H Upgrades	\$105,541	\$52,496			
B13115	FY13 Concrete Street Panel Replacement	\$481,875				
B13219	Rosecrans St Green Mall			\$11,921		
B14002	FY14 Asphalt Overlay Group I			\$4,796,014		
B14006	South Creek Park Rain Garden			\$23,445		
B14031	FY14 Sidewalk Replacement Group I	\$7,127	\$203,411			
B14037	Linda Vista & Stalmer DIF 14 APS/CR		\$19,135			
B14041	San Ysidro Library Roof Replacement	\$112,605	\$32,843			
B14109	Alvarado TS-Storm Drain Replacement		\$157,973			
B14129	Carroll Canyon Rd Storm Drain Replacemnt		\$900,000			
B15068	Hall of Nations		\$401,910			
B15129	Apparatus Roll Up Doors		\$200,204			
B15149	Carroll Canyon Rd Storm Drain Emergency		\$618,000			
B15189	Desert View SD Outfall Emergency		\$1,101,387	\$3,773,269	\$182,017	\$597,900
S00601	RANSOM & DARWIN WAY STORM DRAIN REPAIR	\$178,037				
S00790	La Jolla Shores Station	\$2,212,335	\$270,446	\$107,000		\$12,000
S00793	Mission Beach Station	\$678,304	\$90,148			
S00819	City Administration Bldg (Fire safety - Sprinklers System)	\$1,000,000	\$2,252,477			
S01095	MISSION BAY SEWER INTERCEPTOR SYSTEM	\$722,658				
S10006	Fire Station 38 Remodel		\$261,947	\$114,828	\$3,224	
S10121	Ocean Beach Lifeguard Station	\$5,135				\$4,855
S11001	34th Street Project	\$19,878	\$140,317		\$83	
S11005	Manhasset Dr	\$15,465	\$252,230	\$16,776	\$20,000	
S11101	Museum of Man Roof Replacement	\$450,000				
	Subtotal	\$93,790,650	\$31,213,381	\$9,742,982	\$308,809	\$624,175
Category 2 - Construction						
B00610	6TH AVENUE STORM DRAIN	\$178,069.54				
B10045	Old Globe Theater Elevator Modernization	\$27,676.68	\$17,813	\$513,314	\$213,186	
B10049	Rancho Penasquitos Library Roof		\$894,613		\$8,758	\$3,932
B11069	Allied Gardens Park Green Lot		\$98,336	\$57,004	\$66,464	\$80,000
B11116	Accessible Pedestrian Signals CD 1,5 & 6		\$286,794	\$9,830	\$515	\$618
B12004	Mission Beach Community Center			\$54,092		
B12005	Pioneer Park and Comfort Station - ADA			\$82,335	\$3,044	
B12006	Santa Clara Recreation Center - ADA			\$600,000		
B12025	Cardinal Ave Storm Drain Repair	\$44,000.00	\$161,139	\$69,174	\$1,100,000	\$788,721
B12032	Mobley Ave Storm Drain Repair	\$33,132.68	\$219,953			
B12054	Princess View Storm Drain	\$316,400.19	\$1,912,628			\$65,000
B12074	Alzheimer Family Center ADA Improvements			\$280,000		
B12076	6453 El Camino del Teatrc		\$597,777			
B13018	Casa de Balboa - ADA Barrier Removal		\$1,013,558	\$75,883	\$6,119	
B13021	Museum of Man - ADA Barrier Removal		\$300,978	\$67,173	\$5,470	
B13046	FY13 Asphalt Overlay Group III	\$3,852,691.16	\$5,190,864	\$134,530	\$247,346	
B13061	67th b/s El Cajon to Richard Bond MS DS		\$82,726	\$186,076		
B13070	Aero & Sand Rock CR Obstruction DS		\$118,299	\$1,701		
B13097	Pump Station D Upgrades	\$39.86	\$393			
B13142	Talmadge 1 Streetlight Circuit Upgrade		\$524,121	\$308,614		
B13191	Mission Beach Lifeguard		\$547,762			\$6,874
B13213	CAB Potable Water Pump System	\$11,958.93	\$337,532	\$7,309		
B14000	Stormwater Permanent BMP Retrofit Pjct		\$330,472	\$1,442,551	\$100,000	
B14003	FY14 Concrete Street Panel Replacement Group I		\$3,020,951	\$1,210,186	\$15,980	\$100,000
B14004	FY14 Concrete Street Panel Replacement Group II		\$3,524,358	\$190,364		\$24,860
B14050	Ocean Beach Lifeguard Enhancements		\$29,694	\$89,852	\$20,306	\$30,148
B14053	Siva & Main CR Obstruction BL DIF 14			\$24,144		

Deferred Capital 1, 2, 2A, 3 Funding Status Summary

Exhibit-A

B14064	70th St, Pso Lucido & San Ysidro St Lts			\$122,300		
B14066	Olay Mesa Storm Drain Upgrade		\$115,851		\$760,000	
B14095	3014-Storm Drain (Euclid & Thorn)		\$64,894			
B14107	St Lights - City Heights & Southcrest		\$45,464			
B14130	Crown Point Dr Storm Drain Emergency		\$392,772			
B15043	Asphalt Overlay Group 1501		\$1,275,036			
B15049	FY15 Asphalt Overlay JOC 5		\$4,020,288			
B15130	Asphalt Overlay Group 1502		\$30,047	\$4,438		\$208,925
B15150	Asphalt Overlay 1503-JOC 6		\$996,708			\$102,709
B15152	Sidewalk Tree Replacement Group 1501		\$49,287	\$417,975		\$281,775
B15155	Balboa Park Chess Club Roof Replacement		\$185,622	\$269,941	\$1,741	
B15165	Golden Hill & South Park SD Replacement		\$8,301	\$25,210	\$60,000	
B15166	City Heights & Morley Field SD Repl				\$50,000	
B15177	Asphalt Overlay 1505-JOC 1		\$972,490	\$958,763	\$4,010,629	
B15178	Asphalt Overlay 1506-JOC 2		\$26,996	\$1,016,465	\$2,188,272	
B15180	Asphalt Overlay 1507-JOC 3				\$5,860,000	
B15225	Castle Storm Drain Replacement		\$32,899	\$252,342	\$271,174	
B16039	Kearny Mesa Recreation Center Roof Repla					\$503,000
B16040	Linda Vista Recreation Center Roof Repla					\$352,000
B16048	Alameda Pl Emergency SD Replacement			\$241,284		\$250,000
B16096	FS #23					\$70,000
B16097	Apparatus Door Replacement - Group 2		\$34,712			
B16105	Mira Mesa Sr Ctr Roof and HVAC Replace					\$380,000
B16121	Fairbrooks Dr Storm Drain Emergency Replacement			\$300,000		
B16123	E Talmadge Dr Storm Drain Emergency Replacement				\$450,000	
B16128	Whelan Dr Emergency Storm Drain Replacement				\$230,000	\$150,000
S00602	Juan Street - Concrete Street	\$1,222,723.54	\$1,450,095	\$448,760	\$997	
S00609	Talbot Street Slope Restoration	\$92,835.00				
S00644	Children's Pool Lifeguard statn & rest.	\$927,819.02	\$707,942	\$960,408	\$155,024	
S00687	Fire Station No. 32 - Skyline	\$117,533.81	\$137,389	\$51,000		
S00688	Fire Station #45 - East Mission Valley	\$160,000.00	\$960,408	\$2,869,692		
S00692	Skyline Library		\$1,870,849	\$5,140,938	\$2,988,213	
S00726	Mission Beach Bulkhead (Sea Wall)		\$420,715	\$2,458,355	\$45,929	\$75,000
S00783	Fire Station #17 (Mid City)	\$548,654.36	\$248,738		\$9,497,608	
S00787	Fire Station 22 - Point	\$249,684.06	\$320,562	\$178,937	\$5,820,000	
S00791	South Mission Beach Station	\$152,155.27	\$1,126,108	\$183,898	\$1,229,163	\$1,309,394
S00792	LJ Cove Life Guard Station - Construction	\$251,563.43	\$910,091	\$120,000	\$12,007	
S11003	Coolidge St		\$42,396	\$235,575	\$6,666	\$188,364
S11004	San Remo Way		\$105,697		\$9,297	\$6
S11011	Tierrasanta Sports Field Lighting			\$287,918		\$112,082
S11014	Crystal Pier Improvements		\$530,752			
S12005	Midway Street Bluff Repair		\$60,212		\$6,788	\$98,000
S13018	Avenida de la Playa		\$1,937,369	\$155,000	\$74,464	\$3,302
	Subtotal	\$8,186,938	\$38,291,451	\$22,083,230	\$35,515,159	\$5,184,710
Category 3 - Bid & Award						
B10035	Air & Space Museum Elev Modernization	\$26,046.60	\$17,249	\$10,000	\$52,625	\$205,199
B10042	Museum of Art Elevator Modernization	\$18,813.89	\$11,193	\$39,697	\$19,350	\$89,340
B11057	Beta Street Green Alley			\$51,140		\$360,000
B11013	Jean Dr	\$161,000.00	\$113,451		\$813,184	\$131,816
B12035	Hornblend Alley		\$75,482		\$362,000	\$100,000
B13067	Barrio Youth Facilities 2 & 3	\$18,000.00	\$178,940	\$79,044	\$22,981	\$115,000
B13068	City Heights Youth & Community Center - ADA	\$16,333.56	\$179,192		\$30,487	
B13077	Colina Del Sol Pool ADA	\$20,961.52	\$219,920	\$155,000	\$59,946	
B13141	Sunset Cliffs 3		\$23,629			
B15062	Storm Drain Group 1008				\$2,011	\$44,849
B15063	Storm Drain Group 1013				\$155,742	\$45,000
B15167	El Cerrito & Rolando park SD & GI (SD)				\$210,000	
B15170	Skyline(NW) Green Infrastructure					\$405,000
B15179	Asphalt Overlay 1510-JOC 6				\$3,805,000	\$2,095,000
B15181	Asphalt Overlay 1508-JOC 4				\$5,900,000	
B15199	Concrete Street Panel Group 1501			\$450	\$99,550	
B15222	ADA Accessibility Improvements Group I					\$1,783,552
S13005	University Village Tot Lot					\$150,000
S13022	Mission Hills-Hillcrest Library		\$244,130	\$168,138	\$2,183,471	\$1,558,601
S14018	Home Avenue Fire Station		\$37,449	\$40,904	\$1,894	\$1,877,000
	Subtotal	\$261,156	\$1,100,634	\$544,273	\$13,718,241	\$8,960,356
Category 4 - Design & Pre-Design						
B10029	Southcrest Park Infiltration			\$137,282		\$75,258
B10038	Malcolm X Library Facility Repairs	\$11,241.57	\$10,329	\$16,593		\$123,563
B10161	Laurel Ridge Court Storm Drain	\$75,000.00	\$168,248		\$60,000	
B12021	Huntington & Wilbee	\$64,991.70			\$50,000	
B12031	Rue Cheasmont (12775) Storm Drain Repair	\$18,548.46	\$257,996	\$11,502	\$100,000	\$73,131
B12033	Bonillo Dr Storm Drain Repair	\$10,000.00	\$116,991			\$253,452
B12040	Maple Canyon		\$616,183	\$1,289	\$466,284	\$2,866,255
B13016	9900 Campus Pt Dr		\$213,259			\$65,000
B13066	Redwood & 30th CR Obstruction DS		\$101,509	\$36,758	\$4,374	
B13076	Bay Bridge Community Center		\$129,891	\$96,064	\$24,745	
B13078	San Ysidro Community Center ADA		\$71,534	\$304,512	\$17,585	
B13081	Famosa Slough		\$106,084			
B13101	Burroughs & W Dunlop Sts Storm Dr Repl		\$110,282	\$325,000	\$189,518	
B13106	Southeastern Obstruction DIF13 CR		\$7,412			
B13112	Group Job 13J Peninsula DIF CR		\$68,350	\$14,444		
B13116	Lobrico Ct (615) Storm Drain		\$132,426	\$20,000		\$70,000
B13117	Toyon Rd (5655) Storm Drain Replacement		\$80,052	\$28,906	\$68,046	\$46,955
B13118	Industrial Ct Channel Replacement		\$106,695	\$34,152	\$58,826	\$60,000
B13125	Mission Beach Obstruction DIF 13 CR			\$42,521		
B13140	Pacific Beach 3		\$30,063			
B13172	Rue Chantemar Storm Drain Replacement		\$194,745			
B13187	Fire Station #3 Roof & HVAC	\$629.00	\$90,318	\$50,647		\$60,000
B13189	Fire Station #14 Roof and HVAC	\$15,355.40	\$84,476	\$57,500		\$396,829
B13190	Fire Station #19 Roof and HVAC	\$17,309.30	\$101,945		\$21,228	\$769,329
B13198	Callado Rd Green St Infiltration BMP (San Dieguito Watershed Green Street)		\$211,873	\$80,672	\$884,989	\$750,000
B13210	Whitney Ct (6969) Storm Drain Replacemnt		\$116,005	\$18,959	\$328,000	\$100,000
B14007	Ashely Falls Lg Scale Storm Flow Storage			\$188,579		
B14108	Uptown Storm Drains		\$35,817			
B14120	Alamo, Salvation, & 68th Street Basin			\$244,000	\$173,938	

Deferred Capital 1, 2, 2A, 3 Funding Status Summary

Exhibit-A

B14126	University City & Clairemont SD Repl		\$53,967	\$257	\$290,000	\$400,000
B15028	Storm Drain Group 968				\$60,000	
B15029	Navajo Storm Drains		\$69,874	\$10,963	\$200,000	
B15051	Logan Heights LID (South)			\$60,101	\$210,000	
B15099	Serra Mesa Storm Drain & GI (SD)		\$15,917		\$380,000	
B15100	Sierra Mesa Storm Drain & GI			\$14,614		\$175,000
B15101	Storm Drain Group 1023		\$327			
B15102	Green Infrastructure Group 1024				\$75,000	\$120,000
B15103	Green Infrastructure Group 1027			\$8,305	\$70,000	\$175,000
B15104	Green Infrastructure Group 1014			\$29,325	\$565,000	
B15169	Chollas Creek (S) Green Infrastructure					\$125,000
B15171	El Cerrito & Rolando Park SD & GI (GI)					\$100,000
B15182	Asphalt Overlay 1509-JOC 5				\$5,900,000	
B15183	Asphalt Overlay 1511-JOC 7					\$5,900,000
B15184	Asphalt Overlay 1512-JOC 8					\$5,465,000
B15196	San Carlos SD Replacement (Northeast)				\$250,000	\$270,570
B15197	North Park SD Replacement (North)				\$50,258	
B15209	Torrey Highlands & Rancho PQ SD Repl			\$5,558		\$36,184
B15212	Scripps Ranch SD Repl (South)			\$12,005		\$917,660
B15214	Cherokee Point South SD & GI (GI)					\$140,000
B15223	William Heath Davis House ADA Accessibil					\$389,600
B15229	ADA Accessibility Improvements Group I					\$1,624,800
B15230	ADA Accessibility Improvements Group IV					\$620,000
B16024	Asphalt Overlay Group 1601					\$4,000,000
B16026	Concrete Street Panel Group 1601					\$477,000
B16027	Sidewalk Replacement Group 1601					\$1,000,000
B16038	Marston House Roof Replacement					\$252,000
B16043	Carmel Mountain Library Roof Replacement					\$290,000
B16045	Pacific Beach Library Roof & HVAC Replac					\$1,000,000
B16046	Tierrasanta Recreation Center Roof & HVA					\$1,830,480
B16047	Tecolote Nature Center Roof Replacement					\$240,000
B16060	PD Central Div HVAC & Mech Upgrade					\$18,130
B16061	PD HQ HVAC & Mech Equip Upgrade					\$47,940
B16062	PD Mid-City Parking & Lighting Imprvmts					\$49,269
B16063	PD Western Div Parking & Lighting Imprv					\$62,950
B16064	PD NE Div Generator Upgrade					\$50,000
B16065	PD Eastern Div Generator Upgrade					\$50,000
B16066	PD Western Div Generator Upgrade					\$50,000
B16067	PD Northern Div Generator Upgrade					\$50,000
B16068	PD Eastern Div Parking Lot Upgrades					\$14,780
B16069	PD Traffic Div Parking Lot Upgrades					\$9,475
B16070	PD Air Support HVAC & Mech Upgrade					\$19,444
B16071	PD SE Div Parking Lot Upgrades					\$7,620
B16072	PD NW Div Parking Lot Upgrades					\$6,985
B16073	PD Western Div HVAC & Mech Upgrade					\$34,760
B16074	PD Southern Div Parking Lot Upgrades					\$6,195
B16075	PD Canine Parking Lot Upgrades					\$5,500
B16076	PD NE Div HVAC & Mech Upgrade					\$11,742
B16077	PD Northern Div Parking Lot Upgrades					\$6,595
B16078	PD NE Div Parking Lot Upgrades					\$6,585
B16079	PD Mid-City Parking Lot Upgrades					\$7,330
B16080	PD Western Div Parking Lot Upgrades					\$10,660
B16111	Green Infrastructure Group 1012				\$100,000	
B16112	Southcrest Green Infrastructure				\$100,000	
B16113	Mission Hills NE Storm Drain Replacement					\$5,000
B16114	Oak Park Storm Dr Repl & Green Infr (GI)				\$100,000	
B16115	Oak Park Storm Dr Repl & Green Infr (SD)					\$5,000
B16119	Pacific Beach 1 SL Series Circuit Conv					\$29
B16130	Fire Stn #25 Swr Lat Repl/Rprs					\$11,519
B16141	FS #12 Elevator Repair					\$100,000
S00606	SD River Dredging		\$15,087			\$4,316
S00788	Fire Station #05 (Hillcrest)	\$603,291.03	\$215,971		\$8,200,738	
S00800	San Carlos Library			\$14,563		\$985,437
S00802	San Ysidro Library		\$42,293	\$62,855		\$627,371
S00877	Torrey Pines Road Slope Restoration	\$121,088.70		\$158,911		
S10118	Facility Repair-Police Department-Police Clubhouse Pistol Range	\$10,924.43	\$74,592		\$22,126	
S10119	North Pacific Beach Lifeguard Station	\$90,877.13	\$121,968		\$203,536	
S11002	Hayes Ave Storm Drain		\$6,850			\$193,150
S14017	FS51 Skyline Hills			\$208,925		\$791,075
	Subtotal	\$1,039,257	\$3,779,328	\$2,285,863	\$19,224,191	\$34,236,926
Category 5 - Land Acquisition						
B12034	Van Dyke Ave Storm Drain Repair	\$10,000.00	\$187,441		\$60,000	
B12091	Langmuir St (2252) Storm Drain Repl	\$10,000	\$163,704	\$300,000		\$315,404
B12096	Highland & Monroe Aves		\$147,684	\$33,304	\$43,878.04	
B13102	Adams Ave (1620) Storm Drain Replacement		\$116,377	\$10,349		
	Subtotal	\$20,000	\$615,207	\$343,652	\$103,878	\$315,404
	Total of Funds in Project	\$103,298,000	\$75,000,000	\$35,000,000	\$68,871,277	\$49,321,571
ABE.00001	Americans with Disabilities Improvements					\$1,043
ABT.00001	City Facility Improvements Projects				\$9,013	\$761,322
ABT.00002	Roof Replacement					
ACA.00001	Drainage Projects					
ACC.00001	Watershed CIP					
AGG.00001	Park - Open Space					\$22,001
AID.00005	Resurfacing of City Streets					\$1,013,127
AID.00006	Concrete Streets					\$646
AIH.00002	Streetlights Circuit Upgrade					
AIK.00003	Sidewalk Repair & Replacement					
		\$103,298,000	\$75,000,000	\$35,000,000	\$68,880,290	\$51,119,710

Total (DC1, DC2, DC2A & DC3) **\$333,298,000**

Notes:
DC1 was allocated \$103,298,000

Deferred Capital 1, 2, 2A, 3 Funding Status Summary

Exhibit-A

DC2 was allocated \$75,000,000
DC2A was allocated \$35,000,000
DC3 was allocated \$120,000,000

CIP Fiscal Year 2016
Construction Projects Award List

Exhibit B

#	Project	Project ID	Contract Delivery Type	Estimated Contract Cost	Status	NEW
Airports						
1	Brown Field Airport Runway 8L/26R Rehab	B11010	Design Bid Build	\$3,935,000	Awarded	
2	Montgomery Fld MYF Terminal ADA Upgrades	B12073	Design Bid Build	\$620,641	On Schedule	
3	Brown Field (SDM) Terminal ADA Upgrade	B12029	Design Bid Build	\$623,520	Awarded	x
	Airport Total			\$5,179,161		
Buildings						
4	Fire Station No. 05 - Hillcrest	S00788	Design Bid Build	\$7,316,923	On Schedule	
5	Fire Station No. 08 - Mission Hills	S10029	Design Bid Build	\$508,500	On Schedule	
6	Fire Station No. 15 - Ocean Beach Expansion	S13011	Design Bid Build	\$425,000	On Schedule	
7	Fire Station No. 17 - Mid-City	S00783	Design Bid Build	\$7,085,909	Awarded	
8	Fire Station No. 22 - Point Loma	S00787	Design Bid Build	\$5,741,750	On Schedule	
9	Fire Station No. 2 (Bayside)	23432314	Design Bid Build	\$14,610,989	Awarded	x
10	Mission Hills-Hillcrest Library	S13022	Design Build	\$11,847,523	On Schedule	
11	Police HQs CoGeneration Repower Project	S10131	Design Bid Build	\$376,192	Awarded	
12	Police Range Refurbishment	S10118	Design Bid Build	\$900,000	On Schedule	
13	Alzheimer Family Center ADA Improvements	B12074	Design Bid Build	\$231,416	Awarded	
14	Barrio Youth Facilities 2 & 3	B13067	Design Bid Build	\$492,820	On Schedule	
15	Bay Bridge Community Center ADA Improvements	B13076	Design Bid Build	\$304,000	On Schedule	
16	Carmel Valley Rec Ctr ADA Accessibility Improvement	B14152	Design Bid Build	\$280,000	On Schedule	
17	City Heights Youth & Community Center ADA	B13068	Design Bid Build	\$228,000	On Schedule	
18	Colina Del Sol Pool ADA	B13077	Design Bid Build	\$480,960	On Schedule	
19	Mission Beach Community Center	B12004	Design Bid Build	\$116,655	Awarded	
20	SY Comm and Rec CTR-ADA Barrier Removal	B13078	Design Bid Build	\$696,200	On Schedule	
21	Air & Space Museum Elevator Modernization	B10035	Design Build	\$353,123	On Schedule	
22	Fire Station 14 Roof & HVAC Replacement	B13189	Design Bid Build	\$501,000	On Schedule	
23	Fire Station 19 Roof & HVAC Replacement	B13190	Design Bid Build	\$666,500	On Schedule	
24	Fire Station 3 Roof & HVAC Replacement	B13187	Design Bid Build	\$745,019	On Schedule	
25	Malcolm X Library Facility Repairs	B10038	Design Bid Build	\$516,800	On Schedule	
26	Museum of Art Elevator Modernization	B10042	Design Build	\$919,293	On Schedule	
27	Fleet Servs Elect & Fac Impvts.	L14002	Design Bid Build	\$364,500	On Schedule	
28	Former Valencia Park Library (101 50th Street) Demolition	24005705	Design Bid Build	\$106,578	Awarded	x
29	Lyceum Theatre Renovation	24005563	Design Bid Build	\$2,918,000	Awarded	x
30	Kearny Mesa Recreation Center	B16039	Design Bid Build	\$148,968	Awarded	x
31	Linda Vista Recreation Center	B16040	Design Bid Build	\$291,179	Awarded	x
32	Qualcomm Stdm Concrete Spalling	B15027	Design Bid Build	\$22,107	Awarded	
33	Qualcomm Stdm Fiber Optic & CATV	B14071	Design Build	\$335,000	On Schedule	
34	Qualcomm Stdm Elevator Modernization	B15000	Design Bid Build	\$131,000	On Schedule	x
	Buildings Total			\$59,661,904		
Parks						
35	Balboa Park Golf Course -Fuel Tank Installation	B12019	Design Bid Build	\$380,000	On Schedule	
36	Orchard Av, Capri by Sea & Old Salt Pool	B14073	Design Bid Build	\$205,870	On Schedule	
37	Angier Elementary School Joint Use	S00762	Design Bid Build	\$1,757,126	Awarded	
38	California Tower Seismic Retrofit	L12003	Design Bid Build	\$1,011,000	On Schedule	
39	Canyonside Community Park Improvements	S12004	Design Bid Build	\$710,540	On Schedule	
40	Del Mar Mesa Neighborhood Park Ph II	S13023	Design Bid Build	\$1,440,354	On Schedule	
41	Larsen Field ADA Improvements Phase II	S13004	Design Bid Build	\$1,127,065	On Schedule	
42	Linda Vista Skate Park	S15008	Design Bid Build	\$1,740,000	On Schedule	
43	Park de la Cruz Neighborhood Park Improvements	S15003	Design Bid Build	\$6,818,102	On Schedule	
44	Mission Bay GC Practice Ctr Bldg Improve	S01090	Design Bid Build	\$963,882	On Schedule	
45	Mission Bay GC Renovation/Reconstruction	S11010	Design Bid Build	\$2,100,000	On Schedule	
46	Mountain View NP Area Upgrades	S11019	Design Bid Build	\$810,000	Awarded	
47	Pacific Breezes (Ocean View Hills) CP	S00649	Design Bid Build	\$11,200,000	On Schedule	
48	Rancho Penasquitos Towne Centre Park Imp	S12003	Design Bid Build	\$118,500	On Schedule	
49	Riviera Del Sol Neighborhood Park	S00999	Design Bid Build	\$4,224,204	On Schedule	
50	Silver Wing NP Sports Field/Lighting	S11051	Design Bid Build	\$189,850	Awarded	
51	Tierrasanta CP Sports Field Lighting /	S11011	Design Bid Build	\$705,319	Awarded	
52	Torrey Meadows NP South	S00651	Design Bid Build	\$3,683,300	On Schedule	
53	Torrey Pines N. Golf Course-Improvements	S14019	Design Build	\$12,585,000	Awarded	
54	Trail for All People	S13001	Design Bid Build	\$238,500	Awarded	
55	University Village Park Tot Lot	S13005	Design Bid Build	\$307,500	On Schedule	

CIP Fiscal Year 2016
Construction Projects Award List

Exhibit B

56	West Maple Canyon MP	S00760	Design Bid Build	\$426,000	On Schedule	
57	Wightman Street Neighborhood Park	S00767	Design Bid Build	\$1,884,000	On Schedule	
58	Mira Mesa Community Park Expansion Phase 1B	S00667	Design Build	\$12,400,000	On Schedule	x
59	Talmdage Historic Gates	L12001	Design Bid Build	\$315,000	On Schedule	x
60	Penasquitos Creek Park RW Retrofit	B14143	Design Bid Build	\$48,900	Awarded	
61	El Cuervo Del Sur Wetlands Mitigation	21003730	Design Bid Build	\$569,465	Awarded	x
62	Carmel Creek Park Comfort Station ADA Access Impr	B14153	Design Bid Build	\$159,185	On Schedule	
63	Carmel Del Mar Comfort Station ADA Accesslibty Im	B14154	Design Bid Build	\$317,200	On Schedule	
64	Santa Clara Recreation Center - ADA	B12006	Design Bid Build	\$724,970	Awarded	
65	Sunset Cliffs Hillside Improvements Phase 1A	S10091	Design Bid Build	\$201,700	Awarded	x
66	Pioneer Park & Comfort Station - ADA	B12005	Design Build	\$433,086	On Schedule	x
	Parks Total			\$69,795,618		
Sewer						
67	MBC Chemical System Improvements Phase 2	B10178	Design Bid Build	\$2,000,000	Awarded	
68	SBWRP Sludge Pump & Grinder Installation	B14167	Design Bid Build	\$376,500	Awarded	
69	ROSE CANYONE TRUNK SEWER (RCTS) JOINT REPAIR	B11025	Design Bid Build	\$5,671,800	On Schedule	
70	S Mission Valley TS Accelerated Project	B14068	Design Bid Build	\$315,000	On Schedule	
71	Citywide Manhole Improvements	B13177	Design Bid Build	\$242,198	Awarded	
72	Otay Valley Manhole Improvements Phase 2	B14155	Design Bid Build	\$1,709,833	Awarded	
73	PIPELINE REHABILITATION - PHASE J-2 (LATERALS)	B11061	Design Bid Build	\$2,700,000	Awarded	
74	Pipeline Rehabilitation AC-1	B14008	Design Bid Build	\$3,764,428	On Schedule	
75	Pipeline Rehabilitation AD-1	B14009	Design Bid Build	\$5,816,500	On Schedule	
76	Pipeline Rehabilitation AF-1	B14125	Design Bid Build	\$1,662,408	Awarded	
77	Pipeline Rehabilitation AG-1	B14118	Design Bid Build	\$4,417,000	On Schedule	
78	Pipeline Rehabilitation AH-1B	B15146	Design Bid Build	\$4,330,607	Awarded	
79	Pipeline Rehabilitation Z-1A	B14110	Design Bid Build	\$3,010,179	Awarded	
80	SPS 13 14 16 25A & 85 Dual FM	B00501	Design Bid Build	\$1,790,880	On Schedule	
81	SPS 23T - Reliability Improvements	B14131	Design Bid Build	\$1,179,861	On Schedule	
82	SPS 76 Generator	B14168	Design Bid Build	\$41,500	On Schedule	
83	AC Water & Sewer Group 1014 (S)	B15079	Design Bid Build	\$263,900	On Schedule	
84	BUCHANAN CANYON SEWER B (UP)	B00429	Design Bid Build	\$3,487,493	On Schedule	
85	PACIFIC BEACH PIPELINE SOUTH (S)	B12117	Design Bid Build	\$2,110,000	On Schedule	
86	Sewer & AC Water Group 752 (S)	B00360	Design Bid Build	\$1,956,000	Awarded	
87	SEWER & WATER GROUP 701	B00452	Design Bid Build	\$4,571,000	On Schedule	
88	Sewer and AC Water Group 785 (S)	B00383	Design Bid Build	\$2,000,000	Awarded	
89	Sewer and AC Water Group 827 (S)	B00436	Design Bid Build	\$6,798,124	On Schedule	
90	Sewer and Water Group 834 (S)	B13099	Design Bid Build	\$3,463,504	On Schedule	
91	SEWER GJ 798C	B00409	Design Bid Build	\$212,420	On Schedule	
92	SEWER GROUP 721	B00460	Design Bid Build	\$3,303,016	Awarded	
93	Sewer Group 767A	B11077	Design Bid Build	\$4,783,949	Awarded	
94	SEWER GROUP 798	B00399	Design Bid Build	\$1,247,000	Awarded	
95	Sewer Group 839	B14070	Design Bid Build	\$315,500	On Schedule	
96	Tecolote Canyon 8-inch CI Sewer Main	B11111	Design Bid Build	\$600,000	On Schedule	
97	Tyrian Street and Soledad Avenue Sewer Main Replac	B12111	Design Bid Build	\$915,000	On Schedule	
98	Water & Sewer GJ 816 (S)	B00443	Design Build	\$200,000	Awarded	
99	Water and Sewer Group 954 (S)	B13203	Design Bid Build	\$458,700	On Schedule	
100	Water and Sewer Group 965 (S)	B12048	Design Bid Build	\$2,182,900	On Schedule	
101	False Bay RR Trunk Sewer	B00507	Design Bid Build	\$1,662,702	On Schedule	
102	Manning Canyon Sewer and Water Replacement (S)	B00504	Design Bid Build	\$6,210,157	On Schedule	
103	MOC 5 Materials Bins	B14133	Design Bid Build	\$570,000	On Schedule	
104	EMTS Boat Dock and Steam Line Relocation	S00319	Design Bid Build	\$1,547,325	On Schedule	
105	MBC Odor Control Facility Upgrades	S00323	Design Bid Build	\$5,097,000	Awarded	
106	MOC Complex Solar Project	S14022	Design Build	\$2,372,500	On Schedule	
107	PS2 Power Reliability & Surge Protection	S00312	Design Bid Build	\$34,300,000	On Schedule	
108	Pipeline Rehabilitation Z-1	B13209	Design Bid Build	\$1,299,108	Awarded	x
109	North City Water Reclamation Plant Sludge Pump Upgrade	S00309	Design Bid Build	\$430,259	Awarded	x
110	Sewer and Water Group 840	B15113	Design Bid Build	\$462,730	Awarded	x
111	Sewer and Water Group 840	B15114	Design Bid Build	\$378,598	Awarded	x
112	Sewer and Water AC Group 778 (S)	B00388	Design Bid Build	\$8,938,755	On Schedule	x
113	Sewer & Water GJ Crown Pt s La Playa (S)	B10210	Design Bid Build	\$7,000,000	On Schedule	x
114	La Jolla Scenic Drive Pipeline (S)	B15176	Design Build	\$406,400	On Schedule	x
115	Emergency Strobe Lights at MBC, SB	B13227	Design Bid Build	\$300,000	Awarded	x
116	Emergency Strobe Lights at NC	B13227	Design Bid Build	\$265,000	On Schedule	x

CIP Fiscal Year 2016
Construction Projects Award List

Exhibit B

117	Common Area Improvements at PLWWTP	21002978	Design Bid Build	\$48,525	Awarded	x
	Sewer Total			\$149,186,259		
Storm Water Drainage						
118	SD River Dredging Qualcomm Way to SR163	S00606	Design Bid Build	\$739,000	On Schedule	
119	Burroughs & W Dunlop Sts Storm Dr Repl	B13101	Design Bid Build	\$492,929	On Schedule	
120	Cardinal Dr (2383) Storm Drain Replacem	B12025	Design Bid Build	\$600,000	Awarded	
121	Hornblend Alley (1761) Storm Drain Upgrade	B12035	Design Bid Build	\$362,000	On Schedule	
122	Industrial Ct Channel Replacement	B13118	Design Bid Build	\$222,000		
123	Jean Drive Storm Drain Replacement	B11013	Design Bid Build	\$390,000	On Schedule	
124	Langmuir St (2252) Storm Drain Replacement	B12091	Design Bid Build	\$232,680	On Schedule	
125	Whitney Ct (6969) Storm Drain Replacem	B13210	Design Bid Build	\$228,000	On Schedule	
126	Beta Street and 37th Street Green Alley	B11057	Design Bid Build	\$585,100	On Schedule	
127	Maple Canyon Restoration - Phase 1	B12040	Design Bid Build	\$2,465,759	On Schedule	
128	Alta La Jolla Drive Drainage Repair PhII	S10001	Design Bid Build	\$3,820,704	Awarded	
129	Carmel Country Road Low Flow Channel	S00969	Design Bid Build	\$812,300	On Schedule	
130	Coolidge Street Storm Drain	S11003	Design Bid Build	\$212,500	Awarded	
131	Castle Storm Drain Replacement	B15225	Design Bid Build	\$345,000	On Schedule	x
132	Callado Rd Green St Infiltration BMP	B13198	Design Bid Build	\$1,000,000	On Schedule	x
	Storm Water Drainage Total			\$12,507,972		
Transportation						
133	CNG Fueling Station for Refuse & Recycling	S15000	Design Build	\$759,500	Awarded	
134	North Park/Main St Sidewalk Improvements	S10040	Design Bid Build	\$262,483	Awarded	
135	Pomerado Median Improve-N of R Bernardo	S10035	Design Bid Build	\$640,000	On Schedule	
136	Torrey Highlands Community ID & Enhance	S11009	Design Bid Build	\$140,000	On Schedule	
137	Webster Neighborhood Identification Sign	S14005	Design Bid Build	\$10,000	On Schedule	
138	67th b/s El Cajon to Richard Bond MS DS	B13061	Design Bid Build	\$153,470	Awarded	
139	El Cajon & 59th Obstruction DIF CR DS	B13105	Design Bid Build	\$152,584	On Schedule	
140	Euclid w/s Federal Blvd to Marilou Bond MS DS	B13060	Design Bid Build	\$55,374	Awarded	
141	Golden Hill CR Obstruction DIF 14	B14052	Design Bid Build	\$145,700		
142	Golden Hill CR Obstruction DIF 14	B14052	Design Bid Build	\$145,700	On Schedule	
143	Group Job 13F Linda Vista DIF CR	B13108	Design Bid Build	\$247,754	On Schedule	
144	Group Job 13H Midway-Pacific DIF CR	B13110	Design Bid Build	\$124,990	Awarded	
145	Group Job 13I North Park DIF CR	B13111	Design Bid Build	\$308,700	On Schedule	
146	Group Job 13J Peninsula DIF CR	B13112	Design Bid Build	\$261,200	On Schedule	
147	Mission Beach Obstruction DIF 13 CR	B13125	Design Bid Build	\$169,850	On Schedule	
148	Orange & Altadena CR Obstruction DS	B13072	Design Bid Build	\$95,070	Awarded	
149	Siva & Main CR Obstruction	B14053	Design Bid Build	\$96,530	Awarded	x
150	Southeastern Obstruction DIF 13 CR	B13106	Design Bid Build	\$169,000	On Schedule	x
151	Replace Barrier Rail on Barnett o/ PCH	B00869	Design Bid Build	\$322,682	Awarded	
152	70th St, Pso Lucido & San Ysidro St Lts	B14064	Design Bid Build	\$187,171	Awarded	
153	City Street Lights - 25 Locations	B14106	Design Bid Build	\$184,600	On Schedule	
154	New Street Lights - 19 Locations	B14012	Design Bid Build	\$282,450	On Schedule	
155	Mission Bl-Ventura/Sn Fernando Turn Pocket	B14093	Design Bid Build	\$152,200	On Schedule	
156	University Ave-Winona to 50th Median	B13093	Design Bid Build	\$518,000	On Schedule	
157	N Harbor Dr Pedestrian Access Improvmnts	B12060	Design Bid Build	\$598,570	Awarded	
158	31st St & Market St School Traffic Sgnal	B15014	Design Bid Build	\$192,000	On Schedule	
159	38th at Wightman Popouts	B13087	Design Bid Build	\$375,573	Awarded	
160	60th St and Vale Way Traffic Circle	B14056	Design Bid Build	\$180,000	On Schedule	
161	C Street-Park to 16th-Ped Improvements	B15019	Design Bid Build	\$163,688	Awarded	
162	Orange Av btwn 49 & Winona Xwlk	B12080	Design Bid Build	\$271,000	On Schedule	
163	36th St & El Cajon Bl Traffic Signal	B13138	Design Bid Build	\$252,993	On Schedule	
164	3rd Ave @ Washington St Traffic Signal	B14062	Design Bid Build	\$303,200	On Schedule	
165	Division St & Osborn St Traffic Signal	B15047	Design Bid Build	\$212,200	On Schedule	
166	Division St & Valencia Pky Traffic Signal	B15008	Design Bid Build	\$232,155	On Schedule	
167	Traffic Signal Upgrades Citywide FY14	B14048	Design Bid Build	\$95,517	Awarded	
168	28th Street UUD (Island Av - Clay St)	B13156	Design Bid Build	\$265,000	On Schedule	
169	30th Street Phase III Broadway to K UUD	B00717	Design Bid Build	\$434,000	On Schedule	
170	32nd Street UUD (Market St - F St)	B13144	Design Bid Build	\$70,000	On Schedule	
171	Altadena/Wightman/Winona-El Cajon UUD	B00850	Design Bid Build	\$182,684	On Schedule	
172	Block 1M UUD (La Jolla 4) /	B13151	Design Bid Build	\$316,800	On Schedule	
173	Block 2S1 South Mission Beach UUD	B12067	Design Bid Build	\$302,400	On Schedule	
174	Block 4-J1 UUD (Mid City)	B13152	Design Bid Build	\$324,000	On Schedule	

CIP Fiscal Year 2016
Construction Projects Award List

Exhibit B

175	Block 6DD1 UUD (Clairemont Mesa)	B13153	Design Bid Build	\$439,200	On Schedule	
176	Block 7O1 UUD (College Area)	B13154	Design Bid Build	\$388,800	On Schedule	
177	Block 7R Allied Gardens UUD	B12064	Design Bid Build	\$357,319	Awarded	
178	Block 8A Golden Hill UUD	B12056	Design Bid Build	\$168,984	Awarded	
179	Block 8C UUD (Greater Golden Hill)	B13155	Design Bid Build	\$345,600	On Schedule	
180	Cardiff Street UUD (Carlisle Dr - Wade St)	B13145	Design Bid Build	\$270,000	On Schedule	
181	District 7 Block 7-A UUD	B00842	Design Bid Build	\$720,346	On Schedule	
182	District 8 Block 8-B UUD	B00841	Design Bid Build	\$384,852	On Schedule	
183	Euclid Ave UUD Streetlights (Euclid-Univ)	B11131	Design Bid Build	\$127,802	On Schedule	
184	Fanual St PI Archer to Tourmaline UUD	B00721	Design Bid Build	\$234,000	On Schedule	
185	Fanual Street Phase II Grand to Reed UUD	B00722	Design Bid Build	\$319,000	On Schedule	
186	Howard Avenue UUD (Park Bl - I-805)	B13146	Design Bid Build	\$266,400	On Schedule	
187	Illion Street UUD (Gardena Av - Milton St)	B13147	Design Bid Build	\$83,000	On Schedule	
188	Lincoln Av UUD (30th St-Wabash Av)	B12066	Design Bid Build	\$32,557	On Schedule	
189	Moraga Ave Ph II -Moraga Ct to Monair UUD	B00788	Design Bid Build	\$137,237	On Schedule	
190	Paradise Valley Rd UUD (Potomac St-Parkland Wy)	B13149	Design Bid Build	\$63,000	On Schedule	
191	Potomac St UUD (Calle Tres Lomas-Sea Breeze)	B12069	Design Bid Build	\$56,722	On Schedule	
192	San Vicente Street to Ashmore UUD	B00725	Design Bid Build	\$300,000	On Schedule	
193	Sunset Cliffs Dr Coronado to Newport UUD	B00720	Design Bid Build	\$46,687	On Schedule	
194	Trojan Ave 56th to 60th UUD	B00718	Design Bid Build	\$166,000	On Schedule	
195	34th & 35th @ Madison Ave Improvements	S00922	Design Bid Build	\$523,488	Awarded	
196	Azalea Park Artistic Enhancement	S00700	Design Bid Build	\$73,000	Awarded	
197	Cherokee Street Improvements	S00921	Design Bid Build	\$899,950	Awarded	
198	El Camino Real/SR 56 Bike Path Connector	S00981	Design Bid Build	\$169,998	Awarded	
199	Five Points Neighborhood Pedestrian Impr	S00988	Design Bid Build	\$315,000	On Schedule	
200	Georgia Street Bridge Improvements	S00863	Design Bid Build	\$7,360,459	On Schedule	
201	La Jolla Mesa Drive Sidewalk	S00928	Design Bid Build	\$585,900	On Schedule	
202	Mission Beach Boardwalk Bulkhead	S00726	Design Bid Build	\$2,174,347	Awarded	
203	Old Otay Mesa Road-Westerly	S00870	Design Bid Build	\$8,953,830	Awarded	
204	Pacific Beach Curb Ramp Barrier Removal	S11048	Design Bid Build	\$169,850	On Schedule	
205	Pacific Hwy Curb Ramp Barrier Removal	S11045	Design Bid Build	\$194,630	Awarded	
206	Palm Avenue Roadway Improvements "Phase II"	S00913	Design Bid Build	\$1,539,554	Awarded	
207	Regents Rd Widening-Genesee to Executive	S00881	Design Bid Build	\$3,900,000	On Schedule	
208	SR 163/Friars Road	S00851	Design Bid Build	\$26,300,000	Awarded	
209	Streamview Drive Improvements	S00864	Design Bid Build	\$2,528,695	Awarded	
210	Torrey Pines Road Slope Restoration	S00877	Design Bid Build	\$1,800,000	On Schedule	
211	District 1 Block 1-F UUD	B00708	Design Bid Build	\$297,200	Awarded	x
212	District 3 Block 3-FF UUD	B00710	Design Bid Build	\$131,000	Awarded	x
213	District 4 Block 4-G District 4 UUD	B00711	Design Bid Build	\$230,000	Awarded	x
214	District 3 Block 3-EE UUD	B00825	Design Bid Build	\$109,000	Awarded	x
215	Kensington Manor No. 1 Streetlight Circuit Upgrade	B00863	Design Bid Build	\$615,653	Awarded	x
216	District 2 Block 2-T UUD	B00835	Design Bid Build	\$1,320,605	On Schedule	x
217	District 2 Block 2-T UUD	B00835	Design Bid Build	\$72,422	Awarded	x
218	District 8 Block 8G UUD	B00829	Design Bid Build	\$503,351	Awarded	x
219	District 8 Block 8-F UUD	B00714	Design Bid Build	\$786,144	Awarded	x
220	K Street - 19th to 30th UUD	B00851	Design Bid Build	\$338,673	Awarded	x
221	Island Ave from 20th to 30th UUD	B00705	Design Bid Build	\$145,032	Awarded	x
222	Signal Mods in Barrio Logan	B13010	Design Bid Build	\$282,800	On Schedule	x
223	Friars Rd & Sea World Dr Signal Mod	B13133	Design Bid Build	\$111,500	On Schedule	x
224	Uptown Traffic Signal Upgrades	B14010	Design Bid Build	\$103,404	Awarded	x
225	Linda Vista/Genesee Intersection Improve	S00907	Design Bid Build	\$416,523	Awarded	x
226	Midway Street Bluff Repair	S12005	Design Bid Build	\$190,828	Awarded	x
227	Moraga Ave to Idelwild UUD (Phase I)	B00726	Design Bid Build	\$139,389	On Schedule	x
228	NATL Ave (32nd to 43rd) UUD	B00787	Design Bid Build	\$818,865	On Schedule	x
229	District 3 Block 3-HH UUD - Street Light Design (57)	B00837	Design Bid Build	\$460,109	Awarded	x
230	District 4 Block 4-Z UUD (AA370280)	B00838	Design Bid Build	\$593,869	On Schedule	x
231	Briarwood UUD Streetlights (Brookhaven to Nebraska)	B00848	Design Bid Build	\$33,561	On Schedule	x
232	24th St UUD Streetlights (G St-Imperial) - Curb Ramp Design (20)	B10197	Design Bid Build	\$346,000	On Schedule	x
233	Mount Alifan Dr UUD (Genesee Av-Mt Evere - Street Light Design (7)	B13148	Design Bid Build	\$82,400	On Schedule	x
234	Emergency Slope Repairs at Orchard Avenue	11003238	Design Bid Build	\$6,000	Awarded	x
235	Skyline Community Sign Rebuild	21003567	Design Bid Build	\$24,983	Awarded	x
236	Beta Street Green Alley	23426862	Design Bid Build	\$315,165	Awarded	x
237	Asphalt Overlay 1505 - JOC1	B15177	Design Bid Build	\$4,659,910	Awarded	x
238	Asphalt Overlay 1506 - JOC2	B15178	Design Bid Build	\$4,803,092	Awarded	x

CIP Fiscal Year 2016
Construction Projects Award List

Exhibit B

239	Sidewalk Replacement Group 1501	B15152	Design Bid Build	\$699,750	Awarded	x
240	30th St PH 3A 20A	B00719	Design Bid Build	\$260,425	On Schedule	x
241	30th St PH 3A 20A	B00719	Design Bid Build	\$11,498	Awarded	x
242	Girard @ Pearl A P S La Jolla DIF 13	B13104	Design Bid Build	\$136,407	Awarded	x
243	Campanile Dr & Montezuma Rd Signal Mod	B13134	Design Bid Build	\$100,100	On Schedule	x
244	4th Ave & Date St Traffic Signal	B13137	Design Bid Build	\$214,589	On Schedule	x
245	Pacific Beach 3 SL Circuit Upgrade	B13140	Design Bid Build	\$825,063	On Schedule	x
246	Sunset Cliffs 3 SL Circuit Upgrade	B13141	Design Bid Build	\$696,900	On Schedule	x
247	Grove Ave/Ingrid Ave@Hollister St TS	B13179	Design Bid Build	\$266,000	On Schedule	x
248	Black Mountain & Park Village FY13 APS	B13207	Design Bid Build	\$96,753	Awarded	x
249	31st St @ Ocean View BI Traffic Signal	B14014	Design Bid Build	\$211,541	On Schedule	x
250	Beyer BI @ Smythe Ave Traffic Signal	B14015	Design Bid Build	\$235,900	On Schedule	x
251	41st St @ National Ave Traffic Signal	B14016	Design Bid Build	\$221,541	On Schedule	x
252	Alameda Place Emergency Storm Drain Replacement	B16048	Design Bid Build	\$400,000	Awarded	x
253	Monroe Ave - Winona to Collwood UUD	B00847	Design Bid Build	\$45,000	On Schedule	x
254	Pacific Beach DrCrwn Pt/Olney Sidewalk	B14020	Design Bid Build	\$334,300	On Schedule	x
255	Flashing Crosswalks Group 1501	B15017	Design Bid Build	\$402,000	On Schedule	x
256	Camino del Sur Bike Path and Striping	S00955	Design Bid Build	\$79,500	On Schedule	x
257	Woodrow Avenue UUP	B15091	Design Bid Build	\$35,000	On Schedule	x
258	North Torrey Pines Road Bridge over Los Penasquitos Creek	S00935	Design Bid Build	\$359,000	On Schedule	x
259	District 4 Block 4AA UUD	B00826	Design Bid Build	\$1,576,435	On Schedule	x
260	District 2 Block 2-E UUD	B00709	Design Bid Build	\$3,523,379	On Schedule	x
261	Mission Hills/Presidio Circuit Upgrades	B15234	Design Bid Build	\$480,000	On Schedule	
	Transportation Total			\$101,901,554		
Water						
262	Hodges Resv Hypolimnetic Oxygenation Sys	B15195	Design Build	\$2,792,051	On Schedule	
263	Sorrento Mesa Recycled Water PL	B15080	Design Build	\$2,297,400	Awarded	
264	La Jolla Country Club Reservoir	B11024	Design Bid Build	\$4,534,250	On Schedule	
265	AC Water & Sewer Group 1014 (W)	B15078	Design Bid Build	\$3,197,800	On Schedule	
266	AC Water Group 1007	B15036	Design Bid Build	\$2,820,192	On Schedule	
267	Manning Canyon Sewer and Water Replacement (W)	B00095	Design Bid Build	\$575,132	On Schedule	
268	Meadow Lark Dr/Health Center Dr Water Main	B15105	Design Build	\$5,343,000	Awarded	
269	Sewer & AC Water Group 752 (W)	B15058	Design Bid Build	\$509,000	Awarded	
270	Sewer & AC Water Group 785 (W)	B13208	Design Bid Build	\$567,000	Awarded	
271	Sewer & AC Water Group 834 (W)	B14141	Design Bid Build	\$2,349,002	On Schedule	
272	Sewer & Water Group 701	B00039	Design Bid Build	\$241,000	On Schedule	
273	Sewer and AC Water Group 827 (W)	B15066	Design Bid Build	\$275,694	On Schedule	
274	USD Water Main Replacement Phase II	B15204	Design Bid Build	\$850,000	On Schedule	
275	Water and Sewer Group 954 (W)	B10187	Design Bid Build	\$1,404,000	On Schedule	
276	Water and Sewer Group 965 (W)	B12057	Design Bid Build	\$2,081,600	On Schedule	
277	Water Group Job 942	B11038	Design Bid Build	\$3,496,894	Awarded	
278	Navajo Pump Station	B11023	Design Bid Build	\$7,233,980	On Schedule	
279	Bayview Reservoir Solar Project	S14021	Design Build	\$2,057,500	On Schedule	
280	Chollas Building	S11025	Design Build	\$17,500,000	On Schedule	
281	Lower Otay Reservoir Emer Outlet Improve	S00044	Design Bid Build	\$1,725,930	On Schedule	
282	Miramar Clearwell Improvements	S11024	Design Bid Build	\$97,162,485	On Schedule	
283	Pacific Beach Pipeline South (W)	S12015	Design Bid Build	\$20,985,032	On Schedule	
284	Tierrasanta (Via Dominique) Pump Station	S12040	Design Bid Build	\$13,251,833	On Schedule	
285	Upas St Pipeline Replacement	S11022	CMAR	\$11,223,890	Awarded	
286	Water & Sewer Group Job 816 (W)	S13015	Design Build	\$300,000	Awarded	
287	WDSU - Reservoirs & Dams - Phase II	S11106	Design Build	\$2,680,000	On Schedule	
288	Recycled Water Tank Modifications	S12014	Design Build	\$1,036,993	Awarded	x
289	Sewer & Water GJ Crown Pt s La Playa (W)	B13011	Design Bid Build	\$1,804,638	On Schedule	x
290	AC Water Group 1008	B14117	Design Bid Build	\$3,108,000	On Schedule	x
291	Sewer and AC Water Group 778 (W)	B15069	Design Bid Build	\$7,832,801	On Schedule	x
292	AC Water Group 1028	B15122	Design Bid Build	\$5,054,700	On Schedule	x
293	La Jolla Scenic Dr 16in main	S12009	Design Build	\$5,900,600	On Schedule	x
294	Water Group 955A	B15233	Design Bid Build	\$2,510,208	On Schedule	x
295	Chollas Material Bins	S15043	Design Build	\$800,000	On Schedule	x
296	South Chollas Wash Replacement	B14128	Design Bid Build	\$399,993	Awarded	x
297	Repair & Improvement of SBWRP HVAC System	21002978	Design Bid Build	\$310,211	Awarded	x
298	Fire Station #44 Hydrogen Peroxide Tank	21001510	Design Bid Build	\$228,674	Awarded	x
	Water Total			\$236,441,483		

FY 2016 TYD Totals - December 31, 2015

Project	Project-to-Date Budget	Prior Year Expenditures	FY 2016 Expenditures	FY 2016 Encumbrances	Remaining Available Budget	Project Estimate*	Future Budget Need	Project Status
Airports								
AAA00001	2,408,009	-	-	14,370	2,393,639	7,006,022	14,847	released
B00910	6,991,175	1,486,275	3,043,672	1,612,704	848,525	898,000	138,000	released
B12073	760,000	95,575	16,885	26,036	621,505	898,000	138,000	released
AAA00002	2,842,929	-	-	-	2,842,929	-	-	released
B11010	6,676,209	800,160	132,885	4,035,235	1,707,930	5,865,308	(810,901)	released
B12029	1,000,000	160,052	559,825	157,180	122,943	1,000,000	-	released
B16138	-	-	-	-	-	-	-	released
Environmental Services								
ABT00003	522,246	-	-	-	522,246	-	-	released
AFA00001	1,434,975	-	-	-	1,434,975	-	-	released
B16103	200,000	-	-	-	200,000	-	-	closed
AFA00002	407,565	-	-	-	407,565	-	-	released
S00684	3,984,343	3,828,033	35,931	57,454	62,924	62,924	-	released
S00774	3,060,000	1,183,261	-	-	1,876,739	-	-	released
S00776	788,476	788,476	-	-	0	-	-	closed
S00975	397,858	-	-	-	397,858	-	-	released
S01074	37,764,416	37,764,416	-	-	-	-	-	closed
S01088	13,626,920	3,279,887	5,815	390,820	9,950,398	-	-	released
S15000	2,100,000	70,352	32,811	759,500	1,237,337	-	-	released
S15022	11,844,281	1,306,216	4,080,284	4,265,043	2,192,738	11,844,281	(0)	released
Fire-Rescue								
ABC00001	247	-	-	1,015	(768)	3,200,000	(1,200,000)	released
L12002	4,400,000	3,095,899	12,467	-	1,291,634	-	-	released
L120021	4,237,607	2,732,127	1,180,049	293,373	32,058	4,162,607	(75,000)	released
S00644	1,589,176	1,474,141	73,257	19,072	22,706	1,829,859	240,683	completed
S00688	10,838,692	8,912,385	570,894	1,350,513	4,900	10,968,692	130,000	completed
S00783	10,328,624	804,848	153,733	8,858,285	511,758	10,319,136	(9,488)	released
S00784	76,414	76,414	-	-	-	-	-	released
S00785	83,935	83,654	-	-	281	-	-	released
S00787	7,728,161	1,184,295	185,005	58,183	6,300,678	8,027,622	299,461	released
S00788	9,661,923	1,010,504	119,257	10,522	8,521,640	9,661,923	-	released
S00790	3,545,142	3,474,377	1,928	44,527	24,311	3,396,142	(149,000)	completed
S00791	4,982,126	1,558,003	91,321	2,850,519	482,284	4,982,126	-	released
S00792	1,754,627	1,439,231	184,884	55,016	75,496	1,749,627	(5,000)	completed
S00793	863,357	863,357	-	-	-	769,496	N/A	closed
S10006	1,030,000	846,481	101,177	54,407	27,935	1,030,000	completed	
S10029	1,238,500	184,863	25,944	58,144	969,548	863,500	(375,000)	released
S10119	937,903	370,961	95,372	271,318	200,252	6,923,347	5,985,444	released
S10121	10,000	5,135	-	-	4,865	-	-	released
S13011	500,000	74,778	15,219	38,724	371,278	680,000	180,000	released
S13021	14,000,000	250,025	224,213	220,916	13,304,846	14,000,000	-	released
S14017	1,000,000	3,741	49,602	-	946,657	13,312,000	-	released
S14018	2,000,000	32,458	35,327	4,000	1,928,215	-	-	released
S15012	1,648,081	-	-	-	1,648,081	-	-	released
S15013	850,000	-	-	-	850,000	-	-	created
S15015	2,700,000	-	-	-	2,700,000	-	-	created
S15042	20,000,000	-	-	-	20,000,000	-	-	released
S16015	270,000	-	-	-	270,000	-	-	created
Library								
S00692	13,934,252	4,849,034	1,048,252	7,168,163	868,803	13,934,252	-	released
S00795	100,000	24,644	-	-	75,356	-	-	released

Project-to-date budget and unaudited expenditures for FY 2016

*Project estimates provided for projects being implemented by Public Works-Engineering and Capital Projects

FY 2016 CIP Expenditures by Project

Project	Project-to-Date Budget	Prior Year Expenditures	FY 2016 Expenditures	FY 2016 Encumbrances	Remaining Available Budget	Project Estimate*	Future Budget Need	Project Status	
S00798	700,816	227,933	-	-	472,882	-	-	released	
S00799	187,351,076	187,174,778	18,828	153,339	4,131	188,220,420	869,344	completed	
S00800	2,138,195	583,205	36,477	184,485	1,334,028	20,598,237	18,460,042	released	
S00802	11,327,000	335,339	884,580	-	10,107,081	12,827,000	1,500,000	released	
S00806	146,500	105,067	-	-	41,433	-	-	completed	
S00808	262,289	262,289	-	-	-	-	-	completed	
S00810	73,085	33,856	-	-	39,229	-	-	released	
S00811	35,600	10,892	-	-	24,708	-	-	released	
S00812	37,018	28,811	-	-	8,207	-	-	released	
S12000	700,000	357,331	-	-	342,669	-	-	released	
S13022	7,847,523	242,873	195,615	400,248	7,008,787	17,847,523	10,000,000	released	
S14023	3,666,000	3,166,653	-	491,000	8,347	-	-	released	
S15011	975,000	23,702	15,729	-	935,570	975,000	-	released	
Office of the Chief Operating Officer	1,000,000	-	-	-	1,000,000	-	-	released	
ABT00006	CIP Emergency Reserve	-	-	-	-	-	-	released	
Park and Recreation									
AEA00001	Torrey Pines Golf Course	1,247,123	-	-	1,247,123	-	-	released	
B12017	Torrey Pines Golf North - Sprung Mbrane Structure	220,000	145,232	14,762	60,006	220,000	-	completed	
AEA00002	Balboa Park Golf Course	150,619	-	-	150,619	-	-	released	
B11100	Balboa Park Golf Course Concrete Improve	1,932,525	1,821,707	88,410	21,556	1,932,525	(0)	completed	
B12019	Balboa Park Golf Course -Fuel Tank Installation	385,407	20,371	60,603	253,945	535,406	149,999	released	
AEA00003	Mission Bay Golf Course	317,243	-	-	(182,757)	-	-	released	
B12003	Mission Bay Golf Course GDP	550,000	33,199	7,948	508,853	550,000	-	released	
AGE00001	Resource-Based Open Space Parks	60,246	-	-	60,246	-	-	released	
B00619	LOS PEN CANYON - BLK MTN RANGER STATION	1,853,648	1,488,613	351,297	269	2,009,365	155,717	completed	
B10089	La Jolla Pkwy/Mt Soledad Open Space Erosion Cntrl	1,557,258	78,562	22,759	1,451,023	2,972,944	1,415,686	released	
AGF00001	Park & Recreation Grant Match Funding	-	-	-	-	-	-	released	
AGF00004	Mission Bay Improvements	12,658,834	-	-	12,658,834	-	-	released	
B10163	Mission Bay Dredging Rose Creek	6,999,127	421,848	39,872	6,537,406	6,999,627	500	released	
AGF00005	Regional Park Improvements	101,652	-	-	(338,348)	-	-	released	
AGF00006	Coastal Erosion and Access	90,000	-	-	90,000	-	-	released	
B00646	PRELIM DESIGN & EVAL OF COASTAL EROSION	114,767	114,767	-	0	-	-	released	
B12106	Beach Access Stairway - Pescadero Ave & Diamond St	347,206	337,362	(159)	5,418	347,000	(206)	completed	
B14073	Orchard Av, Capri by Sea & Old Salt Pool	360,899	89,636	16,336	250,904	450,000	89,101	released	
AGG00001	Open Space Improvements	91,588	-	-	91,588	-	-	released	
B13015	Rancho Mission Slope Movement	1,980,666	1,767,452	6,152	169,889	2,444,000	463,334	completed	
L12000	Convert RB Medians-Asphalt to Concrete	33,764	-	-	33,764	-	-	released	
L120004	Median Conv-Rnch Brnrdo Rd/Brnrdo Ctr Dr	159,395	159,395	-	-	-	-	closed	
L12001	Taimadge Historic Gates	250,625	-	-	250,625	-	-	released	
L120011	Phase 1 Restoration of Existing Gates	113,101	63,809	9,380	29,912	194,000	(169,726)	released	
L12003	California Tower Seismic Retrofit	732,693	719,524	12,997	172	2,317,278	541,666	released	
L120031	Electric Room System Relocation and Upgrade	1,042,918	229	9,180	1,033,509	250,000	(250,000)	released	
L120032	Seismic System Upgrade	250,000	-	-	250,000	-	-	released	
L14000	Carmel Valley Landscaping & Irrigation	250,000	-	-	115,133	-	-	released	
L140001	Installation of water meters - 5 locations	250,000	134,867	-	-	-	-	released	
L14001	Tierrasanta - Median Conversion	250,000	-	-	-	-	-	released	
L140011	Santo Road between Shields Street & Aero Drive	250,000	164,614	-	85,386	-	-	released	
L14005	Sunset Cliffs Park Drainage Improvements	1,000,000	-	-	1,000,000	-	-	released	
L140051	Demo of Loma Land Structures	456,000	12,402	10,199	433,400	-	-	released	
L140052	Hillside Drainage Improvements	1,000,000	11,576	25,831	962,593	-	-	released	
L14003	Del Mar Terrace Street Improvements	-	-	-	-	-	-	created	
RD12002	Torrey Highlands Trail System	667,834	137,843	-	529,991	-	-	released	
RD12003	Pacific Highlands Ranch Hiking & Biking	66,906	-	-	66,906	-	-	created	

Project-to-date budget and unaudited expenditures for FY 2016

*Project estimates provided for projects being implemented by Public Works-Engineering and Capital Projects

FY 2016 CIP Expenditures by Project

Project-to-Date Budget	Prior Year Expenditures	FY 2016 Expenditures	FY 2016 Encumbrances	Remaining Available Budget	Project Estimate*	Future Budget Need	Project Status
RD13001	Trail Undercrossings - L Midws Pl & GC Pl	9,242	-	27,365	2,393	-	released
RD16002	Pacific Highlands Ranch Community Park	10,000	-	-	10,000	-	released
S00605	Famosa Slough Salt Marsh Creation	363,357	808	-	30,326	(30,357)	released
S00606	SD River Dredging Qualcomm Way to SR163	1,089,000	5,339	112,174	695,454	(25,000)	released
S00611	Old Mission Dam Preservation	1,577,336	32,481	77,677	1,577,336	0	released
S00614	Balboa Park Golf Course - Clubhouse	2,588,120	799,286	72,436	1,640,646	9,378,000	released
S00616	Sixth Avenue Playground Improvements	115,266	115,266	4,734	(4,734)	-	completed
S00636	Denney Ranch Neighborhood Park	1,904	-	-	0	-	released
S00638	Otay Valley RP Beyer Blvd Staging Area	2,496,192	-	-	0	-	closed
S00642	Carmel Valley Neighborhood Park #8	6,630,526	122,750	-	6,507,776	-	released
S00649	Pacific Breezes (Ocean View Hills) CP	11,014,051	4,898,267	93,937	5,892,190	5,785,949	released
S00651	Torrey Meadows NP South	7,922,755	4,010,216	22,680	3,789,638	(0)	released
S00652	Rancho Encantada Park #2	2,309,693	2,310,252	(559)	(0)	-	closed
S00654	Hollas Community Park	6,214,480	2,991,759	-	3,222,721	-	released
S00655	Kumeyaay Lakes Berm Restoration and Dredg	160,000	92,722	-	67,278	-	released
S00667	Mira Mesa CP - Exp & Aquatic Complex	18,949,823	1,811,634	11,876,085	4,562,552	(3,922,583)	released
S00673	Charles Lewis III Memorial Park	4,647,495	3,423,277	794,556	214,286	(10,345)	completed
S00722	Hiking & Equestrian Trail NP #10	620,600	213,760	-	406,840	-	released
S00751	Hickman Fields Athletic Area	4,550,180	408,768	-	4,118,990	(180)	released
S00752	Beyer Park Development	412,000	183,741	-	228,259	-	released
S00760	West Maple Canyon MP	1,037,630	336,234	-	672,670	-	released
S00762	Angier Elementary School Joint Use	2,671,575	544,268	1,631,019	297,299	2,671,575	released
S00763	Cabrillo Heights NP Improvements	626,756	626,756	43,673	(43,673)	-	completed
S00764	Wegforth Elementary School Joint Use	3,346,244	1,763,312	396,082	35,661	216,244	released
S00767	Wightman Street Neighborhood Park	3,480,779	701,315	34,759	2,712,515	(1)	completed
S00889	Del Mar Mesa Southern Multi-Use Trail	110,300	8,617	-	101,683	(0)	released
S00890	Del Mar Mesa Central Multi Use Trail	161,000	2,648	-	158,352	-	released
S00892	Del Mar Mesa N Hiking/Equestrian Trail	386,000	30,504	-	355,496	-	released
S00970	Memorial Pool Improvements	3,336,893	3,336,887	6	0	-	released
S00973	Montgomery Academy JU Improvements	1,331,511	1,017,242	41,152	253,419	1	closed
S00978	Talmadge Decorative SL Restoration	366,800	288,741	72,573	5,486	-	released
S00992	Central Avenue MP Acquisition/Development	2,066,714	1,138,757	50,448	283,363	2,066,714	released
S00994	SOLANA RANCH PARK	7,095,000	4,738,423	1,013,762	1,341,655	7,095,000	completed
S00995	Hidden Trails Neighborhood Park	2,420,000	1,139,784	1,919	1,278,296	-	released
S00999	Riviera Del Sol Neighborhood Park	3,550,000	1,803,447	696	1,603,658	-	released
S01012	San Diego River Improvements	158,906	158,906	-	(341,094)	-	completed
S01014	Mission Trails RP Master Plan Update	884,829	646,800	1,892	94,022	-	released
S01070	City Heights Square Mini-Park	922,171	922,171	-	(0)	-	closed
S01071	Southcrest Trails 252 Corr Park Imp-Ph2	350,000	325,290	846	20,182	-	released
S01076	Multiple Species Conservation	232,010	232,010	-	3,681	-	closed
S01083	Fairbrook Neighborhood Park Development	3,453,080	20,371	6,244	3,251,466	(41,280)	released
S01090	Mission Bay GC Practice Ctr Bldg Improve	1,400,000	55,114	9,722	1,322,358	-	released
S10000	NTC Aquatic Center	1,486,726	53,776	-	1,432,950	-	released
S10021	Mission Bay Athletic Area Comfort Station Mod	209,057	136,779	-	47,843	-	released
S10026	Palmsades Park Comfort Station Replace	762,712	708,336	4,596	30,971	-	completed
S10035	Pomerado Median Improve-N of R Bernardo	899,840	275,879	6,501	607,358	-	released
S10036	Welcome to Rancho Bernardo Signs	70,367	40,391	-	29,976	-	completed
S10037	Camino Santa Fe Median Improvements	270,000	171,624	50	98,327	-	completed
S10040	North Park/Main St Sidewalk Improvements	635,000	83,286	-	255,352	(250,000)	released
S10050	North Park Mini Park & Streetscape Improvements	3,472,436	281,529	1,664	2,889,243	-	released
S10051	Olive St Park Acquisition/Development	2,771,585	1,454,299	7,859	1,309,426	(1,517,585)	released
S10054	Switzer Canyon Bridge Enhancement Prog	75,000	35,288	5,413	28,109	188,000	released
S10065	Mission Trails RP Cowles Mountain Trail	400,000	201,345	-	198,655	-	released

Project-to-date budget and unaudited expenditures for FY 2016

*Project estimates provided for projects being implemented by Public Works-Engineering and Capital Projects

	Project	Project-to-Date Budget	Prior Year Expenditures	FY 2016 Expenditures	FY 2016 Encumbrances	Remaining Available Budget	Project Estimate*	Future Budget Need	Project Status
S10066	Mission Trails RP Trail Realignments	215,000	182	-	-	214,818	-	-	released
S10067	Crest Canyon Resource Management Plan	75,000	21,810	21,649	-	31,541	-	-	released
S10068	Gonzales Canyon Resource Management Plan	60,000	8,538	747	14,337	36,379	-	-	released
S10091	Sunset Cliffs Natural Pk Hillside Imp Presrv	2,396,034	908,427	214,709	239,763	1,033,135	4,178,818	1,782,784	released
S11006	Torrey Hills SDG&E Easement Enhancement	441,000	79,738	65,000	54,935	241,328	-	-	released
S11008	Mission Hills Historic Street Lighting	367,486	356,697	6,953	2,250	1,587	375,486	8,000	released
S11009	Torrey Highlands Community ID & Enhance	325,000	60,454	17,091	23,762	223,694	325,000	-	released
S11010	Mission Bay GC Renovation/Reconstruction	2,960,000	69,671	168,053	244,084	2,478,192	2,960,000	(100,000)	released
S11011	Tierrasanta CP Sports Field Lighting	1,150,876	187,844	42,095	725,912	195,026	1,050,876	154,896	completed
S11012	Rancho Bernardo CP Sports Field Lights	713,104	707,755	-	5,350	868,000	-	-	completed
S11013	San Ysidro Athletic Area/Larsen Fld Light	1,041,300	1,027,176	699	8,229	5,197	1,041,300	-	completed
S11014	Crystal Pier Improvements	1,103,987	1,031,574	31,116	178,209	(136,912)	1,105,000	1,013	completed
S11019	Mountain View NP Area Upgrades	1,639,033	288,357	592,567	336,255	421,854	1,638,086	(947)	released
S11020	Torrey Highlands Park Play Area Upgrades	940,377	803,109	103,348	33,071	849	940,377	-	completed
S11051	Silver-Wing NP Sports Field/Lighting	1,228,452	475,040	13,553	24,435	715,425	1,228,452	(0)	released
S11101	Museum of Man Roof Replacement	1,981,020	1,957,689	23,570	134,377	(134,617)	1,927,209	(53,811)	completed
S11103	Valencia Park Acquisition & Development	1,315,810	252,738	47,985	58,035	957,052	1,078,000	(237,810)	released
S12001	McKinley Elementary School JU Improvemt	179,500	109,991	3,164	5,516	60,829	448,500	269,000	released
S12002	Rancho Penasquitos Skate Park	354,327	354,327	-	-	-	533,000	178,673	completed
S12003	Rancho Penasquitos Towne Centre Park Imp	175,000	37,340	3,790	2,919	130,951	175,000	-	released
S12004	Canyonside Community Park Improvements	1,000,841	56,440	47,443	83,842	813,116	980,841	(20,000)	released
S12041	North Ocean Beach Gateway Ph II	450,000	444,078	5,405	200	317	444,278	(5,722)	completed
S13000	Tubman Charter School JU Improvements	910,000	116,223	-	-	793,777	-	-	released
S13001	Trail for All People	511,000	154,674	71,561	234,915	49,850	511,000	-	released
S13003	Chicano Park ADA Upgrades	1,900,835	69,004	73,825	52,577	1,705,429	1,640,000	(260,835)	released
S13004	Larsen Field ADA Improvements Phase II	1,791,809	130,299	47,558	14,853	1,599,100	1,691,718	(100,091)	released
S13005	University Village Park Tot Lot	545,253	58,175	13,358	12,222	461,498	545,000	(253)	released
S13007	Torrey Hills NP Development	1,000,000	2,241	-	-	997,759	-	-	released
S13008	Mohmike Adobe and Barn Restoration	2,450,000	24,850	17,519	65,865	2,341,766	2,400,000	(50,000)	released
S13010	Evans Pond Reclaimed Water-Pipeline Inst	262,467	83,422	45,351	22,275	111,418	419,500	157,034	released
S13014	Los Penasquitos Cyn Preserve Strl Restor	981,098	-	-	-	981,098	-	-	created
S13020	Martin Luther King Jr. Promenade	225,000	24,756	-	-	200,244	-	-	released
S13023	Del Mar Mesa Neighborhood Park Ph II	2,060,354	93,240	49,089	28,065	1,889,960	2,060,354	-	released
S14001	Cowles Mountain Access Rd Rehabilitation	-	-	-	-	-	-	-	created
S14002	Chollas Lake Pk Playground Improvements	1,739,000	54,670	47,579	148,327	1,488,424	1,739,000	-	released
S14005	Webster Neighborhood Identification Sign	40,000	33,449	627	2,819	3,105	40,000	-	completed
S14006	El Cuervo Adobe Improvements	350,000	45,699	23,538	120,465	160,298	621,368	271,368	released
S14007	Salk Neighborhood Park & Joint Use Devel	5,284,658	39,706	31,417	-	5,213,536	5,284,658	(0)	released
S14008	Bay Terraces Parkside Greenbelt Lighting	82,312	80,542	-	-	1,770	-	-	completed
S14010	Central Ave Mini Park Ph II Skate Plaza	846,950	144,039	44,983	380,991	276,937	846,950	-	released
S14016	MTRP Equestrian & Multi Use Staging Area AdminBldg	1,073,634	86,198	103,807	204,243	679,385	4,218,000	3,144,366	released
S14019	Torrey Pines N. Golf Course-Improvements	14,170,000	792,141	157,333	13,003,606	216,920	14,170,000	-	released
S15001	Coast Blvd Walkway Improvements	510,000	12,448	15,235	-	482,317	576,000	66,000	released
S15002	ADA Improvements & Expansion of Paradise Senior Ce	700,000	23,208	13,892	78,486	584,414	1,732,000	1,032,000	released
S15003	Mid City Skate Park	1,750,000	168,441	237,175	358,607	985,777	10,297,708	8,547,708	released
S15004	Rancho Mission Neighborhood Park Play Area Upgrade	1,274,689	24,994	28,993	103,856	1,116,845	1,271,983	(2,706)	released
S15005	Crest Canyon Neighborhood Park	-	-	-	-	-	-	-	completed
S15006	Canyon Hills Resource Park Improvements	1,718,570	29,648	19,649	206,059	1,463,214	10,891,000	9,172,430	released
S15007	Wagenheim Joint Use Facility	5,087,168	40,476	30,608	-	5,016,084	5,366,300	279,132	released
S15008	Linda Vista Skate Park	3,058,985	192,470	160,042	150,158	2,556,316	3,058,985	-	released
S15021	Rolling Hills Neighborhood Park ADA Upgrades	400,000	13,501	-	-	386,499	400,000	-	released
S15026	Taft Joint Use Facility Development	3,354,600	6,162	25,897	-	3,322,542	3,354,600	-	released
S15028	Olive Grove Community Park	422,849	-	10,780	-	412,069	1,068,000	-	released

Project-to-date budget and unaudited expenditures for FY 2016

*Project estimates provided for projects being implemented by Public Works-Engineering and Capital Projects

FY 2016 CIP Expenditures by Project

	Project	Project-to-Date Budget	Prior Year Expenditures	FY 2016 Expenditures	FY 2016 Encumbrances	Remaining Available Budget	Project Estimate*	Future Budget Need	Project Status
S15029	Rolando Joint Use Facility Development	380,000	-	15,898	-	364,102	2,250,000	-	released
S15030	Keiller Neighborhood Park ADA Improvements	110,000	-	-	-	110,000	-	-	created
S15031	Egger/South Bay Community Park ADA Improvements	110,000	-	-	-	110,000	-	-	created
S15032	Gamma Street Mini-Park ADA Improvements	450,000	-	12,523	-	437,477	1,751,000	-	released
S15033	San Ysidro Community Park ADA Improvements	870,710	-	13,836	-	856,874	870,000	-	released
S15034	Junipero Serra Museum ADA Improvements	1,000,000	-	36,286	-	963,714	-	-	released
S15035	EB Scripps Pk Comfort Station Replacement	460,379	-	30,489	-	429,890	1,300,000	-	released
S15036	Balboa Park West Mesa Comfort Station Replacement	1,179,734	-	35,225	-	1,144,510	1,180,000	-	released
S15037	Doyle Park Community Park ADA Upgrades	420,402	-	7,204	-	413,198	420,400	-	released
S15038	Skyline Hills Community Park ADA Improve	467,885	-	11,216	-	456,669	585,740	-	released
S15039	Memorial Community Building Clearance Activity	650,000	-	-	-	650,000	-	-	released
S15040	Golf Course Drive Improvements	179,023	-	8,060	-	170,963	-	-	released
S16012	East Village Green Phase 1	20,008,158	-	-	-	20,008,158	-	-	created
S16013	Children's Park Improvements	600,000	-	-	-	600,000	-	-	created
S16014	East Village Green General Development Plan	100,000	-	-	-	100,000	-	-	created
S16016	Kelly St. Neighborhood Pk Security Lighting Upgrade	150,000	-	3,387	-	146,613	-	-	released
S16017	Encanto Comm Pk Security Lighting Upgrades	404,550	-	-	150,000	254,550	404,550	-	released
S16018	Marie Widman Memorial Pk Security Lighting Upgrade	300,000	-	3,843	-	296,157	375,000	-	released
S16019	Lomita Neighborhood Park Playground ADA Upgrades	450,000	-	8,035	-	441,965	627,000	-	released
S16020	Memorial Comm Pk Playground ADA Upgrades	1,173,128	-	8,111	-	1,165,017	1,134,500	-	released
S16021	Skyline Hills Comm Pk Security Lighting Upgrades	150,000	-	1,858	-	148,142	-	-	released
S16045	Guymon Ngh Pk & Horton ES Joint Use Dev	-	-	-	-	-	-	-	released
Police									
S00816	Public Safety Training Institute	505,000	458,335	-	-	46,665	-	-	completed
S10118	Police Range Refurbishment	976,219	785,057	34,679	1,086,531	(930,049)	1,078,000	101,781	released
S10131	Police HQs CoGeneration Repower Project	983,085	291,773	325,280	17,912	348,120	1,854,653	871,568	released
S13100	CAD System Replacement Project	9,080,898	840,836	157,600	4,864,491	3,217,972	-	-	released
S15024	Police 911 Call Manager	1,230,275	1,155,877	(1,155,877)	1,155,877	74,398	-	-	created
S15025	Enterprise Radio/Phone Logger	1,697,882	1,018,729	-	679,153	-	-	-	created
Public Utilities									
AB00001	Water Treatment Plants	550,000	-	-	-	550,000	-	-	released
B13174	Sodium Hypochlorite at Otay WTP	3,919,940	590,755	51,365	2,581,336	696,485	3,919,940	-	released
AB10001	Water Pump Station Restoration	5,928,581	-	-	-	5,928,581	-	-	released
B11023	College Ranch Hydro Pump Station	1,251,316	1,021,986	74,098	97,174	58,058	9,189,190	7,937,874	released
B11072	Soledad Pump Station Upgrade	730,284	211,004	111,251	370,017	38,011	3,382,000	2,651,716	released
B15173	Muirlands Pump Station Replacement	100,000	-	-	-	100,000	-	-	released
ABK0001	Dams and Reservoirs	946,355	-	-	-	946,355	-	-	released
B13158	Lake Hodges Dam Modification	600,000	324,234	(282)	-	276,048	-	-	released
B15195	Hodges Resv Hypolimnetic Oxygenation Sys	20,000	-	-	-	20,000	-	-	released
ABL0001	Standpipe and Reservoir Rehabilitations	3,477,145	-	-	-	3,477,145	-	-	released
B00143	San Carlos Reservoir Interior Enhancement	1,359,022	1,315,074	(435)	1,099	43,284	1,359,022	(65,135)	released
B00155	Catalina Standpipe Renovation	5,087,849	4,606,026	140,280	330,847	10,696	5,022,714	-	released
B00156	Pomerado Park Reservoir Upgrade	5,000	-	-	-	5,000	-	-	released
B11024	La Jolla Country Club Reservoir	1,568,930	980,261	80,658	357,570	150,441	6,782,000	5,213,070	released
B11070	La Jolla View Reservoir	-	4,307	(4,307)	-	0	-	-	closed
B15231	University Heights Water Tower	50,000	-	20,860	-	29,140	-	-	released
ABM0001	Groundwater Asset Development Program	127,605	-	-	-	127,605	-	-	released
B15073	Direct Transfer PS Land Acquisition	750,000	54,462	78,363	36,528	580,647	-	-	released
ABO0001	Metro Treatment Plants	3,379,607	-	-	-	3,379,607	-	-	released
B00318	MBC RAW SOLIDS RECEIVING TANK NO. 1 ISO	42,000	10,105	-	-	31,895	-	-	released
B10178	MBC Chemical System Improvements Phase 2	4,055,628	1,150,198	601,420	2,113,216	190,794	7,137,628	3,082,000	released
B11139	North City Cogeneration Facility Expansion	4,093,954	4,093,954	-	-	-	-	-	released
B13227	Emergency Strobe Lights at MBC, NC, SB	565,000	211,577	192,038	29,648	131,737	754,000	189,000	released

Project-to-date budget and unaudited expenditures for FY 2016

*Project estimates provided for projects being implemented by Public Works-Engineering and Capital Projects

FY 2016 CIP Expenditures by Project

	Project	Project-to-Date Budget	Prior Year Expenditures	FY 2016 Expenditures	FY 2016 Encumbrances	Remaining Available Budget	Project Estimate*	Future Budget Need	Project Status
B14167	SBWRP Sludge Pump & Grinder Installation	789,000	115,821	37,989	19,448	615,742	789,000		released
B16132	SBWRP Valve Mister Sta & Loop Control Sys	-	-	-	-	-	-		released
ABP00001	Pump Station Restorations	4,859,110	1,257,794	80,333	-	4,859,110	975,500	(410,000)	released
B00476	SPS 13 REHAB	1,385,500	717,773	3,439	-	47,374	844,798		completed
B00500	Skyhawk Canyon Sewer Rehabilitation	844,799	326,991	106,669	52,806	123,586	2,341,880	(1)	released
B00501	SPS 13 14 16 25A & 85 Dual FM	562,009	836,494	212,057	76,321	75,543	918,605		released
B12018	SEWER PUMP STATION 77A GENERATORS (SPS77A)	1,368,605	43,797	83,428	77,548	243,733	1,592,861		released
B14131	SPS 23T - Reliability Improvements	243,000	11,514	(108)	-	38,227	75,000		released
B14168	SPS 76 Generator	20,000	-	-	-	8,593	300,000		released
B16104	Sewer Pump Station 33 Demolition	100,000	-	-	-	100,000			released
ABP00002	Metropolitan System Pump Stations	701,879	-	-	-	701,879			released
B00313	PS 1&2 ELECTRICAL UPG & NEW BLDG AT PS2	10,445,000	10,063,804	310,986	44,357	25,853	10,445,000		completed
B16015	PS 2 Emergency Generators	2,143,244	-	1,778,474	270,234	94,536			released
ABP00003	Pump Station 64,65, Penasquitos, E Mission Gorge	564,099	-	-	-	564,099			released
B00306	PS 65 CAPACITY UPGRADE (AA 419270)	6,000,000	2,871,976	466,761	2,056,761	604,502	6,000,000		released
AHC00001	Reclaimed Water Extension	19,125	-	-	-	19,125			released
B15188	Camino del Sur/Via Azul Rec Wtr Pl Ext	140,000	-	-	-	140,000			created
AHC00002	North City Reclamation System	293,346	-	-	-	293,346			released
B15080	Pacific Highlands Ranch Recycled Water Pipeline	1,600,000	1,327,358	189,696	-	82,946			released
B15080	Sorrento Mesa Recycled Water Pl	2,837,000	72,234	312,912	2,069,236	382,618	2,837,000		released
AHC00003	Reclaimed Water Retrofit	130,002	-	-	-	130,002			released
B14143	Penasquitos Creek Park RW Retrofit	120,000	11,460	45,871	7,869	54,800			released
AHC00004	Recycled Water Systems Upgrades	18,657	-	-	-	18,657			released
B14170	Canyonside Recycled WPS Drain Relocation	118,765	38,267	40,556	25,943	13,999		181,235	released
B16054	Recycled Water Commercial Filling Statn	100,000	-	-	49,073	50,927			released
B16055	Recycled Water Residential Filling Statn	100,000	-	-	-	100,000			released
AJA00001	Sewer Main Replacements	26,049,896	-	-	-	26,049,896			released
B00326	SEWER GROUP 665	2,912,489	2,908,220	4,269	-	(0)			closed
B00331	SEWER GROUP 678	310,818	243,040	-	-	67,778	1,112,220	801,402	released
B00333	3014 -Swr & Wtr Grp 685 (S)	3,503,413	3,038,551	39,460	126,155	299,247	3,318,336	(185,077)	completed
B00337	SEWER GROUP JOB 727	2,732,069	2,657,851	(39,618)	-	113,836	2,732,069		completed
B00342	SEWER GROUP JOB 732	1,759,650	1,728,592	2,593	-	28,465	1,943,027	183,377	completed
B00345	SEWER GROUP 735	2,482,555	2,220,237	36,922	-	225,396	2,482,555		completed
B00346	SEWER GROUP 697A	609,923	403,772	64,452	-	141,698	4,149,893	3,539,970	released
B00353	SEWER GROUP JOB 743	4,447,810	1,168,742	184,772	2,810,500	283,796	4,447,810		released
B00357	SEWER GROUP JOB 687A	222,000	159,277	-	-	62,723			released
B00360	Sewer & AC Water Group 752 (S)	3,342,987	1,021,903	1,734,966	361,965	224,153	3,342,986	(1)	released
B00362	WATER & SEWER GJ 754	3,160,418	3,084,840	45,074	-	30,504			closed
B00364	SEWER REPL GJ 757	255,842	212,440	-	-	43,402			released
B00365	SEWER & WATER GROUP 758	4,984,164	4,100,733	22,592	746,736	114,103	4,984,164		completed
B00368	SEWER and AC Water GROUP 764 (S)	358,500	259,509	49,312	-	49,678	2,455,997	2,097,497	released
B00369	SEWER & WATER GROUP 765	278,000	186,125	5,691	-	86,184			released
B00372	SEWER & WATER GROUP JOB 761	2,776,229	2,728,968	47,261	-	(0)			closed
B00374	SEWER GROUP JOB 763	516,000	452,010	31,405	-	32,585			released
B00378	3016 - Sewer GJ 784	3,155,664	2,975,968	34,643	865	144,187	3,080,663	(75,001)	completed
B00379	SEWER GROUP JOB 788	4,983,090	3,877,763	28,461	626,373	450,493	4,983,090	0	completed
B00380	Sewer & AC Water Group 764A (S)	835,313	546,626	109,780	9,481	169,427	4,112,092	3,276,779	released
B00382	SEWER GROUP 820	4,356,095	2,682,824	472,720	1,145,379	55,172	4,193,441	(162,654)	released
B00383	Sewer and AC Water Group 785 (S)	2,766,135	569,312	104,130	2,001,941	90,752	3,706,506	940,371	released
B00386	SEWER & WATER GROUP JOB 775	266,000	201,366	-	-	64,634			released
B00387	Sewer & AC Water Group 776 (S)	976,000	481,162	164,973	-	329,865	7,806,664	6,830,664	released
B00388	Sewer and AC Water Group 778 (S)	830,000	462,218	160,564	-	207,218	2,834,000	2,004,000	released
B00391	SEWER GROUP JOB 782	401,768	315,732	-	-	86,037			released

Project-to-date budget and unaudited expenditures for FY 2016

*Project estimates provided for projects being implemented by Public Works-Engineering and Capital Projects

FY 2016 CIP Expenditures by Project

	Project-to-Date Budget	Prior Year Expenditures	FY 2016 Expenditures	FY 2016 Encumbrances	Remaining Available Budget	Project Estimate*	Future Budget Need	Project Status
B00393	5,538,336	4,924,325	290,808	260,389	62,814	4,720,923	(817,413)	completed
B00394	291,000	159,567	64,565	24,869	41,999	1,604,111	1,313,111	released
B00395	313,000	218,769	25,464	-	68,767	4,091,924	3,778,924	released
B00396	1,010,568	852,195	5,175	-	153,198	1,010,567	(1)	completed
B00398	300,994	237,870	19,822	-	43,301	1,131,408	830,414	released
B00399	2,239,892	457,072	60,109	1,236,732	485,979	2,239,891	(1)	released
B00400	75,000	44,078	-	-	30,922	-	-	released
B00403	154,000	38,642	70,992	-	44,366	4,482,586	4,328,586	released
B00406	319,000	189,810	84,906	-	44,284	2,082,600	1,763,600	released
B00407	106,000	81,051	-	-	24,949	-	-	released
B00408	345,671	293,465	75	-	52,131	-	-	released
B00409	253,739	205,757	24,143	10,354	13,484	484,380	230,641	released
B00410	1,860,321	1,422,786	24,091	104,776	308,668	1,578,525	(281,796)	completed
B00412	1,988,735	1,598,652	5,132	196,071	188,879	2,035,595	46,860	completed
B00413	302,500	153,429	78,986	16,935	70,085	3,866,573	3,084,073	released
B00414	377,000	305,258	33,783	42,804	21,024	3,304,592	2,927,592	released
B00415	4,627,264	3,848,421	304,893	503,543	431,146	4,627,264	-	released
B00416	6,083,751	4,918,499	568,427	-	93,282	6,083,751	(0)	released
B00417	90,000	68,263	10,430	-	11,307	4,145,949	4,055,949	released
B00418	155,000	123,587	5,746	-	25,667	-	-	released
B00419	2,326,987	1,950,552	3,053	216,812	156,571	1,987,516	(339,471)	completed
B00420	2,064,362	1,765,270	6,392	266,776	25,924	1,870,671	(193,691)	completed
B00421	776,470	580,745	88,483	-	107,242	7,355,494	6,579,024	released
B00422	373,834	338,214	1,934	-	33,686	674,000	300,166	completed
B00424	60,000	20,602	152	-	39,246	-	-	released
B00426	665,000	550,986	27,083	5,000	81,931	4,988,826	4,323,826	released
B00427	315,000	281,061	-	-	33,939	-	-	released
B00429	1,222,412	1,165,347	14,004	4,900	38,161	4,894,396	3,671,984	released
B00431	195,000	165,436	1,721	-	27,844	2,076,141	1,881,141	released
B00433	262,000	84,344	1,885	-	175,771	1,447,450	1,185,450	released
B00434	220,000	26,318	109,533	-	84,149	4,808,431	4,588,431	released
B00435	3,872,957	2,787,379	333,997	589,505	162,075	3,872,957	(0)	released
B00436	588,000	258,547	268,962	60,533	(42)	8,303,460	7,715,460	released
B00437	810,600	658,108	10,962	-	141,530	810,600	-	completed
B00438	277,000	200,096	-	-	76,904	-	-	released
B00439	87,000	59,287	-	-	27,713	-	-	released
B00442	2,827,454	2,714,614	26,126	1	86,712	2,827,454	-	completed
B00443	801,108	483,769	17,966	200,000	99,373	2,117,948	1,316,840	released
B00445	6,585,655	5,165,824	700,628	204,147	515,056	6,298,210	(287,445)	released
B00446	4,130,145	2,816,558	766,380	532,623	14,584	4,080,144	(50,001)	released
B00447	3,688,593	3,339,819	27,540	303,639	17,596	3,478,593	(210,000)	completed
B00448	3,881,673	3,126,966	181,319	446,281	127,107	3,881,113	(560)	released
B00449	2,954,153	2,606,703	32,302	138,789	176,359	2,836,997	(117,156)	completed
B00452	1,015,200	830,929	126,486	30,775	27,010	5,987,600	4,972,400	released
B00458	234,000	195,627	114	-	38,259	605,156	605,156	released
B00459	3,311,129	2,769,614	92,888	305,552	143,074	3,311,129	0	completed
B00460	4,668,167	506,385	42,412	-	4,119,370	4,878,277	210,110	released
B00461	4,760,580	3,342,231	612,128	745,787	60,434	3,591,406	(1,169,174)	released
B00462	2,203,236	2,203,236	-	-	0	-	-	closed
B10209	2,156,939	1,715,806	195,216	1,769	244,147	1,741,928	(415,011)	completed
B10210	840,000	576,646	145,557	-	117,797	7,782,303	6,942,303	released
B11019	155,000	66,097	32,672	-	56,231	604,000	449,000	released
B11022	1,821,737	1,411,528	306,541	72,400	31,267	1,796,737	(25,000)	completed

Project-to-date budget and unaudited expenditures for FY 2016

*Project estimates provided for projects being implemented by Public Works-Engineering and Capital Projects

FY 2016 CIP Expenditures by Project

	Project	Project-to-Date Budget	Prior Year Expenditures	FY 2016 Expenditures	FY 2016 Encumbrances	Remaining Available Budget	Project Estimate*	Future Budget Need	Project Status
B11077	Sewer Group 767A	6,125,914	340,436	88,939	4,783,949	912,589	6,156,192	30,278	released
B11111	Tecolote Canyon 8-inch CI Sewer Main	410,000	276,600	71,760	4,651	56,988	912,811	502,811	released
B11136	Water & Sewer Group Job 934 (S)	714,079	711,048	225	-	2,806	-	-	closed
B11152	Water & Sewer Group Job 957(S)	1,320,048	950,972	76,148	275,427	17,501	1,055,780	(264,268)	completed
B12042	Sewer and Water Group Job 940 (S)	5,571,260	1,184,770	1,516,886	2,564,029	305,575	5,744,980	173,720	released
B12048	Water and Sewer Group 965 (S)	300,000	205,069	45,788	-	49,142	2,932,600	2,632,600	released
B12071	WATER AND SEWER GROUP JOB 946 (S)	1,247,861	455,811	46,371	625,538	120,142	1,247,861	0	released
B12085	Water and Sewer Group Job 966(S)	365,000	226,273	58,571	15,929	64,227	1,711,100	1,346,100	released
B12097	CALTRANS Pacific Beach PPL Central (S)	245,000	175,994	19,870	36,374	12,762	1,168,000	923,000	released
B12108	Via Alicante & Crescent Dr SMR (GRC)	356,784	356,784	-	-	-	-	-	closed
B12111	Tyrian Street and Soledad Avenue Sewer Main Replac	345,000	289,387	39,984	-	15,629	1,346,500	1,001,500	released
B12117	PACIFIC BEACH PIPELINE SOUTH (S)	784,160	532,880	53,733	58,048	139,499	3,484,410	2,700,250	released
B13099	Sewer and Water Group 834 (S)	2,341,597	807,661	88,958	-	1,444,978	5,018,002	2,676,405	released
B13157	Sewer Group 835	655,000	437,139	141,479	13,095	63,286	2,629,264	1,974,264	released
B13169	Sewer & Water Group Job 963 S	2,734,032	274,135	1,219,453	1,067,202	173,242	2,593,511	(140,521)	released
B13173	Boundary St & Edmonton Ave SMR	1,158,365	497,078	424,001	201,486	35,799	1,158,365	(0)	released
B13193	3939 Mission Blvd SMR	98,000	25,956	-	-	72,044	-	-	completed
B13203	Water and Sewer Group 954 (S)	153,000	80,327	31,664	7,088	33,921	666,200	513,200	released
B13214	Sewer and AC Water Group 837 (S)	260,000	138,148	40,859	-	80,993	3,186,140	2,926,140	released
B13215	Water and Sewer Group 962 (S)	60,000	2,764	-	5,000	52,236	812,000	752,000	released
B13216	Catalina Blvd Water and Sewer PPL (S)	1,496,500	134,873	183,538	771,693	406,396	8,327,000	6,830,500	released
B13231	Caltrans SR-11 Sewer Relocation Project	50,000	10,034	1,574	-	38,393	-	-	completed
B13232	Sewer Group 836	660,000	364,476	83,833	79,492	132,199	2,266,612	1,606,612	released
B13233	College Avenue & College Grove Drive	98,000	55,112	-	-	42,888	-	-	completed
B13235	Drury Lane & Prospect Street	98,000	56,011	-	-	41,989	-	-	completed
B13238	AC Water & Sewer Group 1001 (S)	494,024	206,402	230,012	29,449	28,161	494,024	-	released
B14069	Water and Sewer Group 955 (S)	295,000	182,273	24,461	-	88,266	738,700	443,700	released
B14070	Sewer Group 839	260,000	87,812	44,075	3,748	124,366	500,000	240,000	released
B14121	3920 Sioux Avenue Sewer Main Replacement	79,000	30,722	-	-	48,278	-	-	completed
B14122	7319 Olivetas Ave Sewer Main Replacement	49,000	8,766	-	-	40,234	-	-	completed
B14132	804 Tanglers Court SMR	98,000	10,739	-	-	87,261	-	-	completed
B14142	2416 Shamrock St Sewer Main Replacement	98,000	31,738	-	-	66,262	-	-	completed
B14145	AC Water & Sewer Group 1016 (S)	585,104	66,021	47,461	316,502	155,120	585,104	0	released
B14148	AC Water & Sewer Group 1004 (S)	611,133	305,770	214,395	61,229	29,740	601,133	(10,000)	released
B14166	Sewer & AC Water Mains at Zoo Drive (S)	369,408	369,408	-	-	-	-	-	closed
B15002	AC Water and Sewer Group 1026 (S)	100,000	35,596	36,930	-	27,474	1,090,000	990,000	released
B15033	5702 Hardy Avenue Sewer Main Replacement	100,000	59,022	-	-	40,978	-	-	completed
B15040	AC Water & Sewer Group 1011 (S)	150,000	61,706	22,628	-	65,666	773,000	623,000	released
B15042	4680 Iowa Street Sewer Main Replacement	25,000	16,336	-	-	8,664	-	-	completed
B15045	5871 Adobe Falls Sewer Main Replacement	30,000	15,517	-	-	14,483	-	-	completed
B15074	Chalmers St & India St Sewer Replacement	14,000	8,218	-	-	5,782	-	-	completed
B15076	59th St & Madison Ave Sewer Replacement	98,000	21,631	-	-	76,369	-	-	completed
B15079	AC Water & Sewer Group 1014 (S)	200,000	42,951	17,449	-	139,599	387,800	187,800	released
B15082	AC Water & Sewer Group 1025 (S)	104,000	19,074	42,872	-	42,054	129,400	25,400	released
B15113	Sewer & AC Water Group 840 (S)	598,230	28,070	285,780	226,666	57,714	598,230	(0)	released
B15116	AC Water & Sewer Group 1017 (S)	140,000	33,699	108,243	-	(1,941)	513,400	373,400	released
B15117	AC Water & Sewer Group 1023 (S)	70,000	14,583	11,348	1,000	43,069	159,949	89,949	released
B15118	AC Water & Sewer Group 1027 (S)	30,000	10,957	14,353	-	4,691	40,200	10,200	released
B15136	Elvira to Morena Pl Relocation (S)	621,165	-	290	496,514	124,361	621,165	-	released
B15145	Water and Sewer Group 967 (S)	70,000	-	15,949	12,433	41,617	100,000	30,000	released
B15147	AC Water & Sewer Group 1013 (S)	100,000	19,947	31,816	15,113	33,124	1,216,000	1,116,000	released
B15148	AC Water & Sewer Group 1020 (S)	60,000	18,513	(7,639)	-	49,126	56,000	(4,000)	released
B15159	5155 College Avenue Sewer Replacement	95,576	28,707	-	-	66,869	-	-	released

Project-to-date budget and unaudited expenditures for FY 2016

*Project estimates provided for projects being implemented by Public Works-Engineering and Capital Projects

FY 2016 CIP Expenditures by Project

	Project	Project-to-Date Budget	Prior Year Expenditures	FY 2016 Expenditures	FY 2016 Encumbrances	Remaining Available Budget	Project Estimate*	Future Budget Need	Project Status
B15172	AC Water & Sewer Group 1029 (S)	40,000	18,939	11,559	-	9,503	1,326,000	1,286,000	released
B15176	La Jolla Scenic Drive Pipeline (S)	150,000	15,049	11,112	-	123,839	575,100	-	released
B15194	2655 Ulric Street	93,192	21,162	-	-	72,030	-	-	completed
B15220	Mid-Coast Corridor Transit Project PL(S)	3,823,598	-	3,855	3,058,726	761,017	3,823,598	-	released
B15228	Grant Street Sewer Replacement	106,386	-	82,434	-	23,952	-	-	completed
B16011	438 Ravina Street Sewer Main Replacement	72,828	-	37,831	-	34,997	-	-	completed
B16018	Priority Sewer Main Replacement Group 16	200,000	-	33,412	-	166,588	12,160,104	-	released
B16025	College Areas Swr & AC Wtr Main Repl (S)	100,000	-	-	-	100,000	-	-	released
B16034	Sewer Group 776A	100,000	-	1,765	-	98,235	2,375,859	-	released
B16037	AC Water & Sewer Group 1012 (S)	100,000	-	4,124	-	95,876	-	-	released
B16083	AC Water & Sewer Group 1024 (S)	100,000	-	4,252	-	95,748	-	-	released
B16085	S. 17th St Sewer Main Replacement	87,046	-	-	-	87,046	-	-	released
B16086	4300 Hortensia St Sewer Main Replacement	87,047	-	-	-	87,047	-	-	released
B16106	AC Water & Sewer Group 1018 (S)	100,000	-	-	-	100,000	-	-	released
B16134	1225 Trieste Dr Sewer Main Replacement	-	-	-	-	-	-	-	created
B16139	30th St Sewer Replacement	-	-	-	-	-	-	-	created
AJA00002	Pipeline Rehabilitation	17,992,879	-	-	-	17,992,879	-	-	released
B10184	Pipeline Rehabilitation M-1	3,344,878	3,205,119	-	51,831	87,929	4,732,443	1,387,565	completed
B11028	Pipeline Rehab - Phase K-2 (Laterals)	2,435,585	2,175,304	5,699	138,429	116,153	2,510,765	75,180	completed
B11029	Pipeline Rehabilitation - Phase G-2 (Laterals)	4,734,590	440,595	2,168,212	1,822,633	303,150	4,814,022	79,432	released
B11030	Pipeline Rehabilitation - Phase I-2 (Laterals)	4,000,000	491,183	906,195	2,012,334	590,288	4,000,000	-	released
B11060	PIPELINE REHABILITATION - PHASE F-2 (LATERALS)	5,700,000	2,952,953	1,801,615	898,870	46,563	6,914,999	1,214,999	released
B11061	PIPELINE REHABILITATION - PHASE J-2 (LATERALS)	3,300,000	203,310	60,433	2,700,000	336,257	8,799,999	5,499,999	released
B11062	PIPELINE REHABILITATION R-1	4,500,645	4,500,645	-	-	-	-	-	closed
B11078	PIPELINE REHABILITATION S-1	4,413,045	4,379,092	-	-	33,953	5,216,044	802,999	completed
B11120	PIPELINE REHABILITATION T-1	3,036,414	1,719,125	422,906	473,186	421,197	2,653,329	(383,085)	released
B13012	PIPELINE REHABILITATION U-1	4,750,769	4,422,997	62,429	225,156	40,188	4,747,027	(3,742)	completed
B13013	PIPELINE REHABILITATION V-1	4,819,813	3,445,247	542,715	774,321	57,530	4,819,812	(1)	released
B13014	PIPELINE REHABILITATION W-1	3,344,413	2,639,035	46,097	413,845	245,437	3,344,412	(1)	released
B13094	PIPELINE REHABILITATION Y-1	3,899,872	3,332,696	49,315	137,870	379,991	3,899,872	-	completed
B13098	Pipeline Rehabilitation X-1	1,118,961	898,943	6,884	-	213,134	1,118,961	-	completed
B13177	Citywide Manhole Improvements	446,418	89,330	295,647	8,266	53,175	446,417	(1)	released
B13178	Otay Valley Manhole Improvements Phase I	2,883,882	2,268,166	384,046	59,339	172,330	2,883,882	-	released
B13209	Pipeline Rehabilitation Z-1	1,685,108	99,187	604,730	772,893	208,297	1,685,107	(1)	released
B13217	Pipeline Rehabilitation AA-1	5,439,882	288,057	1,097,297	3,136,766	917,761	5,439,881	(1)	released
B13222	Pipeline Rehabilitation AB-1	5,722,052	207,533	1,310,306	3,274,760	929,453	5,722,052	0	released
B14008	Pipeline Rehabilitation AC-1	250,000	153,238	56,191	-	40,571	4,741,197	4,491,197	released
B14009	Pipeline Rehabilitation AD-1	200,000	73,325	64,286	-	62,389	7,423,500	7,223,500	released
B14030	Pipeline Rehabilitation AE-1	100,000	47,691	27,418	-	24,891	7,059,149	6,959,149	released
B14110	Pipeline Rehabilitation Z-1A	3,550,688	63,351	55,748	-	3,431,589	3,550,688	1	released
B14118	Pipeline Rehabilitation AG-1	350,000	125,161	70,242	-	154,597	5,437,000	5,087,000	released
B14125	Pipeline Rehabilitation AF-1	2,120,728	123,687	52,782	1,662,408	281,850	5,613,822	3,493,094	released
B14150	Pipeline Rehabilitation AH-1	4,090,567	1,281,137	2,072,300	99,971	637,159	4,090,567	-	released
B14155	Otay Valley Manhole Improvements Phase 2	2,181,270	640,980	982,626	382,802	174,863	2,226,120	44,850	released
B15123	Otay Valley Manhole Improvements Phase 3	291,071	144,663	66,567	-	79,841	3,650,000	3,358,929	released
B15146	Pipeline Rehabilitation AH-1B	5,205,000	24,885	1,527,721	2,903,636	748,758	5,205,000	-	released
B15187	Pipeline Rehabilitation AI-1	135,000	13,979	91,129	-	29,892	4,986,045	-	released
B15201	Pipeline Rehabilitation AJ-1	100,000	-	83,256	-	16,744	6,311,106	-	released
B16001	Pipeline Rehabilitation AL-1	100,000	-	84,916	-	15,084	7,156,000	-	released
B16002	Pipeline Rehabilitation AM-1	100,000	-	54,389	-	45,611	6,456,800	-	released
B16109	Pipeline Rehabilitation AK-1	100,000	-	-	-	100,000	6,122,582	-	released
B16135	Pipeline Rehabilitation AN-1	-	-	-	-	-	-	-	released
AJA00003	Unscheduled Projects	5,866,036	-	-	-	5,866,036	-	-	released

Project-to-date budget and unaudited expenditures for FY 2016

*Project estimates provided for projects being implemented by Public Works-Engineering and Capital Projects

FY 2016 CIP Expenditures by Project

	Project	Project-to-Date Budget	Prior Year Expenditures	FY 2016 Expenditures	FY 2016 Encumbrances	Remaining Available Budget	Project Estimate*	Future Budget Need	Project Status
B00504	Manning Canyon Sewer and Water Replacement (S)	1,071,001	869,836	96,450	-	104,715	8,173,531	7,102,530	released
B00507	False Bay RR Trunk Sewer	446,000	357,472	23,766	-	64,762	2,061,532	1,615,532	released
B12103	Sevan Court Cyn Sewer Lateral Relocation	181,086	181,016	70	-	(0)	-	-	closed
B14133	MOC 5 Materials Bins	200,000	89,950	181	4,285	105,584	-	-	released
AJB00001	Metropolitan Waste Water Department Trunk Sewers	6,246,012	-	-	250,000	5,996,012	-	-	released
B00311	CALTRANS/SR- 905 OTAY MESA TS	3,904,918	3,765,430	-	-	139,488	-	-	completed
B00485	HILLSIDE SEWER (TECHITE)	176,929	117,364	-	-	59,564	-	-	released
B00489	Pacific Beach - La Jolla Trunk Sewer #3	339,355	274,254	416	-	64,684	-	-	released
B00490	Penasquitos North Trunk Sewer	132,000	69,229	-	-	62,771	-	-	released
B00492	Cottonwood Avenue Trunk Sewer	104,110	98,766	-	-	5,344	-	-	released
B00493	DEL MAR HEIGHTS TS	169,214	148,275	-	-	20,939	-	-	released
B00494	TS #56 & #18 IMPROVEMENTS	341,773	277,306	-	-	64,467	-	-	released
B00509	MIDDLE TOWN EMERGENCY TS	190,000	117,463	-	-	72,537	-	-	released
B11025	ROSE CANYONE TRUNK SEWER (RCTS) JOINT REPAIR	874,906	300,567	244,823	305,802	23,714	14,602,295	13,727,389	released
B11098	W PTL Intercept & PS 2 FM Siphon Repair	2,300,000	75,672	654,910	1,352,382	217,037	-	-	released
B12087	Sorrento Valley T.S. Abandonment	244,398	52,905	169,031	11,089	11,373	221,398	(23,000)	released
B14068	S Mission Valley TS Accelerated Project	300,000	237,866	25,412	8,624	28,098	600,000	300,000	released
B15031	Murphy Canyon Rd TS Joint Repair/Rehab	421,242	421,242	-	-	-	-	-	closed
B16053	Alvarado Trunk Sewer Phase IVA	100,000	-	-	-	100,000	-	-	closed
B16056	Mira Mesa Trunk Sewer Improvement	200,000	-	14,567	-	185,433	-	-	released
AKA00001	Corrosion Control	156,443	-	-	-	156,443	-	-	released
B13175	Camino Del Sur Pipeline Cathodic System	100,000	25,354	1,518	3,767	69,361	-	-	released
B15044	Paradise Mesa Cross Tie Pipeline	242,500	-	18,741	773	222,986	-	-	released
AKA00002	Pressure Reduction Facility Upgrades	-	-	-	-	-	-	-	released
B16017	Pressure Reducing Stations Upgrades Phs1	350,000	-	-	-	350,000	-	-	released
B14028	Large Diameter Water Transmission PPL	4,989,875	-	-	-	4,989,875	-	-	released
B14092	Otay 1st PL University Heights	4,900,000	602,998	1,667,898	1,353,113	1,275,991	4,900,000	6,832,000	released
B15046	Otay 2nd Pipeline Phase I	1,000,000	1,406,977	77,750	543,579	237,974	7,832,000	11,977,000	released
B15050	Otay 2nd Pipeline Phase II	250,000	93,514	3,702	-	152,784	12,227,000	973,000	released
B15134	Miramar PL Segment Replacement (DB)	212,770	40,287	49,822	93,809	28,853	1,185,770	-	released
B15135	16-in & Larger CI Water Main Repl Grp A	100,000	14,119	44,963	-	40,919	-	-	released
B15135	16-in & Larger CI Water Main Repl Grp B	100,000	13,343	8,752	-	77,905	-	-	released
B16058	Catalina Transmission Pipeline Emergency	1,000,000	-	21,741	750,000	228,259	-	-	released
AKB00002	Freeway Relocation	61,094	-	-	-	61,094	-	-	released
B00010	Caltrans - 1905	344,077	262,538	-	-	81,539	-	-	completed
B00013	Ct - Carroll Cyn Br-115 14" 16" Recl Wtr	1,170,614	1,170,614	-	-	-	-	-	closed
B00014	CT-Carroll Cyn Br-115 16" Potable Wtr	485,567	485,567	-	-	(0)	-	-	closed
B10199	Caltrans- Hillery Dr. Water Pipeline Relocation Pr	297,164	115,023	-	-	182,141	-	-	completed
B12110	CALTRANS Pacific Beach PPL Central (W)	169,727	148,303	12,887	-	8,537	765,000	595,273	released
B14097	CALTRANS - I5 & Genesee Bridge Potable Wtr PPL	800,000	800,000	-	-	-	-	-	released
B14098	CALTRANS - I5 & Genesee Bridge Recycled Wtr PPL	200,000	200,000	-	-	-	-	-	released
AKB00003	Water Main Replacements	17,513,294	-	-	-	17,513,294	-	-	released
B00018	Water Group 616	5,462,975	4,372,628	38,693	758,282	293,371	5,462,975	0	completed
B00020	Water Group 532	5,604,013	5,197,863	-	305,910	100,240	5,582,151	(21,862)	completed
B00031	Group Job 525B	4,437,016	4,376,039	-	-	60,977	4,427,958	(9,058)	completed
B00032	Water Group Job 525C	410,808	291,018	14,037	-	105,753	4,889,744	4,478,936	released
B00035	Sewer & Water Group 694	2,077,671	1,795,646	30,758	210,593	40,674	1,914,835	(162,836)	completed
B00036	Sewer & Water Group 693 (W)	1,915,785	1,699,242	6,831	170,163	39,549	1,805,784	(110,001)	completed
B00037	Sewer & Water Group 695 (W)	1,331,662	1,219,694	2,042	-	109,927	1,107,596	(224,066)	completed
B00039	Sewer & Water Group 701	142,703	52,290	24,030	12,360	54,023	437,192	294,489	released
B00044	Group Job 711W	156,736	92,217	-	-	64,519	1,045,230	888,494	released
B00050	Water & Sewer Group 723 (W)	604,222	604,222	-	-	-	-	-	closed
B00059	Water Group Job 732	978,500	932,168	283	-	46,049	1,210,981	232,481	completed

Project-to-date budget and unaudited expenditures for FY 2016

*Project estimates provided for projects being implemented by Public Works-Engineering and Capital Projects

FY 2016 CIP Expenditures by Project

	Project-to-Date Budget	Prior Year Expenditures	FY 2016 Expenditures	FY 2016 Encumbrances	Remaining Available Budget	Project Estimate*	Future Budget Need	Project Status
B00072	322,673	306,175	191	-	16,307	837,666	(70,001)	closed
B00074	907,667	808,924	2,825	72,711	23,207			completed
B00080	1,623,931	1,592,486	31,445	-	(0)			closed
B00081	1,274,191	643,536	30,506	250,711	349,438	815,276	(458,915)	completed
B00095	414,663	332,207	37,020	-	45,435	1,031,544	616,881	released
B00099	627,875	415,267	18,134	150,907	43,566	554,991	(72,884)	completed
B00102	5,096,711	3,874,990	473,960	717,050	30,711	5,579,959	483,248	released
B00103	1,402,862	1,197,395	3,819	-	201,648	1,226,591	(176,271)	completed
B00105	5,776,062	5,689,247	16,062	6,108	64,646	5,757,376	(18,686)	completed
B00106	625,300	563,755	10,472	-	51,073	634,980	9,680	completed
B00108	4,542,579	1,670,040	356,995	2,104,061	411,482	4,542,578	(1)	released
B00110	2,273,627	1,841,482	214,148	190,694	27,303	2,129,176	(144,451)	released
B00114	714,935	360,386	252,847	24,760	76,041	370,885	(343,150)	released
B00125	6,280,500	6,278,109	2,391	-	(0)			closed
B00131	385,000	275,852	32,931	-	76,217	2,583,375	2,198,375	released
B10176	5,468,000	5,443,764	11,510	-	12,727	5,692,999	224,999	completed
B10187	305,000	173,614	71,232	25,325	34,829	2,049,400	1,744,400	released
B10190	3,714,224	3,345,669	178,760	151,675	38,120	3,689,223	(25,001)	completed
B11004	1,883,651	1,879,825	455	-	3,371	1,883,651	N/A	closed
B11006	5,466,477	4,498,053	685,685	297,317	(14,577)	5,555,268	88,791	released
B11007	1,956,957	1,594,236	226,738	133,608	2,375	1,956,957	0	completed
B11035	515,000	172,562	106,235	214,441	214,441	1,853,000	1,338,000	released
B11036	6,135,753	773,821	1,121,799	3,291,630	948,503	6,162,629	26,876	released
B11037	933,553	933,553	-	-	0			closed
B11038	4,862,361	693,565	78,664	3,489,916	600,216	4,862,361	0	released
B11039	1,114,658	998,148	20,548	-	95,962	1,114,658	(0)	completed
B11040	3,740,000	3,483,336	8,757	-	247,907	3,599,999	(140,001)	completed
B11041	2,895,510	2,867,160	24,148	-	2,202	2,552,110	(341,400)	completed
B11042	4,616,619	3,059,535	785,106	464,312	307,666	4,616,619	0	released
B11043	1,036,462	1,036,462	-	-	-			closed
B11044	2,737,158	281,080	89,173	2,036,039	330,866	3,319,574	582,416	released
B11045	5,845,820	4,518,436	731,297	187,853	408,233	5,845,819	(1)	released
B11048	950,000	564,871	126,924	216,914	41,291	3,891,181	2,941,181	released
B11049	1,482,098	1,355,910	15,053	24,270	86,866	1,482,098	(250,060)	released
B11101	1,807,710	363,200	238,014	1,101,608	104,887	1,557,650	(30,001)	completed
B11137	4,518,264	4,398,511	27,466	78,723	13,562	4,488,263	(121,493)	completed
B11138	2,798,156	2,751,044	14,720	7,804	24,588	2,676,663	(227,484)	completed
B11154	3,932,106	3,505,941	120,659	291,194	14,313	3,704,622	(139,995)	completed
B12016	744,985	643,163	71,996	522	29,303	604,990	(110,000)	released
B12045	761,531	283,444	69,680	325,835	82,571	651,531	(110,000)	released
B12057	430,000	249,461	47,076	24,622	108,841	2,934,600	2,504,600	released
B12058	280,000	229,593	2,009	12,433	35,964	795,000	515,000	released
B12072	3,117,171	334,455	183,251	2,201,571	397,895	3,171,961	54,790	released
B12077	2,619,147	481,470	1,612,433	381,237	144,007	2,618,947	(200)	released
B12086	365,000	235,689	56,041	16,109	57,161	2,122,400	1,757,400	released
B13011	300,000	157,497	56,067	-	86,436	3,761,401	3,461,401	released
B13082	515,000	371,503	37,928	-	105,569	483,581	N/A	closed
B13186	385,000	249,659	42,273	-	93,068	3,973,952	3,588,952	released
B13197	285,000	170,056	53,381	-	61,564	1,775,688	1,490,688	released
B13201	170,000	51,475	42,652	-	75,874	1,767,738	1,597,738	released
B13202	170,000	189,537	104,120	-	502,343	1,722,957	721,301	released
B13208	1,001,656	303,868	50,873	586,287	60,628	1,722,957	(0)	released
B13230	3,728,545	2,720,007	445,273	340,044	223,222	3,728,545	(0)	released

Project-to-date budget and unaudited expenditures for FY 2016

*Project estimates provided for projects being implemented by Public Works-Engineering and Capital Projects

FY 2016 CIP Expenditures by Project

	Project	Project-to-Date Budget	Prior Year Expenditures	FY 2016 Expenditures	FY 2016 Encumbrances	Remaining Available Budget	Project Estimate*	Future Budget Need	Project Status
B14027	AC Copley Ave Wtr Main Replacement	211,542	211,542	149,316	-	(0)	1,399,998	(188,155)	closed
B14072	Water 787 - Fairmount & Ridgeview Dr.	1,588,153	1,189,898	94,770	229,323	19,617	3,167,500	2,767,500	released
B14099	Water Group 968	400,000	272,137	65,146	-	33,093	2,047,000	1,627,000	released
B14100	Water Group 969	420,000	280,928	1,413,148	1,055,821	170,202	3,404,034	152,230	released
B14116	AC Water Group 1006	3,251,804	612,633	113,004	9,668	6,079	4,144,000	3,849,000	released
B14117	AC Water Group 1008	295,000	166,249	565,638	47,507	417,750	1,606,739	(0)	completed
B14123	USD Water Main Replacement - Phase I	1,606,739	575,845	187,065	2,078,642	492,625	2,711,000	(177,050)	released
B14127	AC Water Group 1010	2,888,050	129,718	4,163	728	46,063	73,609	1,800,937	completed
B14136	Loma Land Drive Pipeline Replacement	95,000	44,046	4,163	728	73,609	3,049,056	1,800,937	completed
B14137	San Fernando Street Pipeline Replacement	122,000	43,500	4,163	728	73,609	3,049,056	1,800,937	released
B14141	Sewer & AC Water Group 834 (W)	1,248,119	197,722	51,776	-	998,621	4,172,423	861,455	released
B14144	AC Water & Sewer Group 1016 (W)	3,310,968	123,992	111,353	2,668,385	407,237	2,163,167	(0)	released
B14146	AC Water & Sewer Group 1004 (W)	2,163,167	254,155	1,518,221	290,067	100,724	2,672,300	(78,650)	released
B14147	AC Water Group 1005	2,750,950	119,419	193,848	1,913,993	523,689	5,414,700	5,194,700	released
B15001	AC Water & Sewer Group 1026 (W)	220,000	80,239	70,921	-	68,840	564,900	354,259	released
B15030	Redwood Village Standpipe Main Replacement	210,641	13,151	42,011	135,306	20,173	3,330,000	3,080,000	closed
B15032	Sewer & AC Water Mains at Zoo Drive (W)	142,348	142,348	-	-	-	4,239,000	4,004,000	released
B15036	AC Water Group 1007	250,000	98,586	92,058	10,000	49,356	3,330,000	3,080,000	released
B15041	AC Water & Sewer Group 1011 (W)	235,000	91,037	39,705	-	104,258	4,239,000	4,004,000	released
B15057	Emergency Repairs -20" SCRWP PB Pipeline	780,000	515,337	143,474	48,688	72,502	732,024	35,000	completed
B15058	Sewer & AC Water Group 752 (W)	697,024	98,336	380,386	194,749	23,554	647,575	587,575	released
B15066	Sewer and AC Water Group 827 (W)	60,000	13,456	42,179	-	4,365	2,834,000	2,634,000	released
B15069	Sewer and AC Water Group 778 (W)	200,000	50,501	47,145	-	102,354	6,181,300	6,072,300	released
B15070	Sewer and AC Water Group 793 (W)	109,000	9,597	35,839	24,869	38,696	1,252,820	1,052,820	released
B15071	Sewer and AC Water Group 837 (W)	200,000	46,033	32,113	-	121,854	4,692,600	4,492,600	released
B15077	Emerg Repairs - 16" DI at I-5 & EM Bay Dr	1,000,000	620,109	185,912	148,211	45,768	2,734,000	2,734,000	completed
B15078	AC Water & Sewer Group 1014 (W)	200,000	75,544	77,934	-	46,521	7,550,000	7,350,000	released
B15081	AC Woodman St. Pipeline Replacement	100,000	11,899	-	-	88,101	6,135,150	5,185,150	released
B15083	AC Water & Sewer Group 1025 (W)	200,000	31,737	109,159	-	59,104	2,217,944	2,117,944	released
B15105	Meadow Lark Dr/Health Center Dr Water Main	950,000	42,552	81,593	750,000	75,855	1,995,660	1,895,660	released
B15106	Sewer & AC Water Group 764 (W)	100,000	19,182	55,105	-	25,713	5,504,443	5,504,443	released
B15107	Sewer & AC Water Group 821 (W)	100,000	22,670	27,810	-	49,520	551,895	(0)	released
B15112	AC Water Group 1019	100,000	29,163	33,411	5,000	32,426	96,594	96,594	released
B15114	Sewer & AC Water Group 840 (W)	551,895	23,043	62,959	369,299	96,594	551,895	(0)	released
B15115	AC National Ave PL Replacement	225,000	131,152	(7,106)	1,591	99,363	7,564,900	7,264,900	completed
B15119	AC Water & Sewer Group 1017 (W)	300,000	48,158	149,350	-	102,492	4,930,561	4,830,561	released
B15120	AC Water & Sewer Group 1023 (W)	100,000	24,950	8,841	-	66,209	6,523,600	6,423,600	released
B15121	AC Water & Sewer Group 1027 (W)	100,000	19,871	33,419	-	46,710	7,414,100	7,064,100	released
B15122	AC Water Group 1028	350,000	85,804	129,694	-	134,502	7,414,100	7,064,100	released
B15153	Blue Lake Drive PL Replacement	300,000	118,731	172,196	728	8,346	9,520,000	9,320,000	completed
B15154	Huribut Street PL Replacement	225,000	1,060	4,163	728	219,049	3,277,000	3,017,000	completed
B15156	AC Water & Sewer Group 1013 (W)	200,000	37,556	51,980	36,258	74,206	6,854,000	6,854,000	released
B15157	AC Water & Sewer Group 1020 (W)	260,000	32,969	227,698	-	(667)	1,100,000	1,100,000	released
B15174	AC Water and Sewer Group 1029 (W)	100,000	7,220	29,219	5,000	58,561	278,000	278,000	released
B15175	Sewer & AC Water Group 787 (W)	1,000,000	588	276,311	663,175	59,926	1,600,000	1,600,000	released
B15203	Teolotele Cyn GC Water Conn	50,000	-	482	-	49,518	2,903,700	2,903,700	released
B15204	USD Water Main Replacement-Phase II	200,000	14,471	105,800	-	79,729	1,230,000	1,230,000	released
B15206	Remaining Small Diameter CI Water Ph 1	500,000	8,597	98,916	-	392,487	1,200,200	1,200,200	released
B15207	Sewer & AC Water Group 697A (W)	100,000	-	19,556	-	80,444	1,200,200	1,200,200	released
B15216	Tyrlian St&Soledad Ave Sewer&AC Wtr Rep W	100,000	-	42,659	27,805	29,536	11,087,195	11,087,195	released
B15219	Mid-Coast Corridor Transit Project PL(W)	1,200,200	-	-	900,182	300,018	11,087,195	11,087,195	released
B15221	Elvira to Morena PL Relocation (W)	11,087,195	-	-	8,633,814	2,453,381	3,674,648	3,674,648	released
B15233	Water Group 955A	200,000	-	110,565	-	89,435	-	-	released

Project-to-date budget and unaudited expenditures for FY 2016

*Project estimates provided for projects being implemented by Public Works-Engineering and Capital Projects

FY 2016 CIP Expenditures by Project

	Project	Project-to-Date Budget	Prior Year Expenditures	FY 2016 Expenditures	FY 2016 Encumbrances	Remaining Available Budget	Project Estimate*	Future Budget Need	Project Status
B16022	College Area Sewer & AC Water Main Repl (W)	100,000	-	-	-	100,000	-	-	released
B16023	Remaining Small Diameter CI Water Ph2	100,000	-	18,220	-	81,780	6,471,000	-	released
B16036	AC Water Group 1042	100,000	-	47,014	-	52,986	11,751,298	-	released
B16041	Sewer & AC Water Group 794 (W)	100,000	-	-	-	100,000	-	-	released
B16042	AC Water Group 1030	50,000	-	14,406	-	35,594	5,850,348	-	released
B16081	AC Water & Sewer Group 1018 (W)	100,000	-	5,876	-	94,124	-	-	released
B16082	AC Water & Sewer Group 1024 (W)	100,000	-	6,214	-	93,786	-	-	released
B16087	Sewer & AC Water Group 807 (W)	100,000	-	-	-	100,000	4,389,928	-	released
B16088	Balboa Park Water Main Replacement PhI	100,000	-	-	-	100,000	2,743,336	-	released
B16129	Sewer & AC Water Group 797 (W)	-	-	-	-	-	-	-	released
AK600004	Seismic Upgrades	(0)	-	-	-	(0)	-	-	released
AKB00007	Instrumentation and Control	550,000	-	-	-	550,000	-	-	released
B15226	SCADA Upgrades	450,000	-	-	-	450,000	-	-	released
ALA00001	PURE Water Program	2,542,999	-	-	-	2,542,999	-	-	released
B15137	NC North City to Mission Gorge Pipeline	2,968,391	162,868	860,569	697,693	1,247,261	-	-	released
B15138	NC Mission Gorge To San Vicente Pipeline	2,123,235	42,794	825,998	-	1,254,444	-	-	released
B15139	NC AWPF Treatment Plant (15 MGD)	4,121,850	356,066	1,146,384	2,442,535	176,865	-	-	released
B15140	NC AWPF Pump Stations	732,232	11,984	265,526	-	454,722	-	-	released
B15141	NC Morena Blvd Pump Station & Pipelines	2,586,985	198,587	468,106	1,709,338	210,954	-	-	released
B15142	NC NCWRP Expansion to 48 MGD	2,822,411	268,778	641,615	1,694,689	217,329	-	-	released
B15143	NC AWPF Expansion to 30 MGD	3,195,375	191,671	852,190	1,876,207	275,307	-	-	released
B15144	NC AWPF Pump Stations Expansion	100,000	20,030	1,319	-	78,651	-	-	released
B16035	NC North City to Miramar	2,500,000	-	-	20,105	2,479,895	-	-	released
B16140	North City AWPF Influent Conveyance	-	-	-	-	-	-	-	created
L10000	Metro Facilities Control Systems Upgrade	655,175	-	-	-	655,175	3,070,000	(655,175)	released
L100002	Ovation Upgrade at NCWRP	3,070,000	2,559,499	(104)	-	510,606	-	-	released
RD15003	New 16" Water Mains (U-3)	1,225,000	4,809	2,059	383,752	834,380	-	-	released
RD16001	Harbor Dr TS Participation Agreement	-	-	-	-	-	-	-	created
RD16004	Gonzales Canyon Sewer	-	-	-	-	-	-	-	created
S11059	Otay WTP Concrete Work	2,751,306	1,171,567	377,883	641,400	560,455	2,751,305	(1)	released
S00041	Morena Reservoir Outlet Tower Upgrade	2,680,000	1,371,280	256,920	89,690	962,110	15,366,890	12,686,890	released
S00044	Lower Otay Reservoir Emer Outlet Improve	3,100,000	893,858	35,165	59,593	2,111,384	3,146,971	46,971	released
S00048	Water CIP Emergency Reserve	5,000,000	-	-	-	5,000,000	-	-	released
S00050	Water Department Security Upgrades	7,246,042	4,489,412	-	-	2,756,630	14,260,465	7,014,423	completed
S11105	WDSU - Enclosed Pumps - Phase II	5,029,606	4,675,347	325,199	25,441	3,618	4,590,000	(439,606)	completed
S11106	WDSU - Reservoirs & Dams - Phase II	1,140,535	434,487	49,187	20,898	635,964	3,480,000	2,339,465	released
S11107	WDSU - Water Tanks & Standpipes - Ph II	2,308,747	2,279,633	15,450	-	13,664	2,402,000	93,253	completed
S00069	Little McGonigle Ranch Road Pipeline	2,657,000	854,968	1,732,720	19,993	49,319	-	-	released
S00070	Del Mar Heights Pipeline Relocation	4,350,000	4,282,083	3,727	2,067	62,123	-	-	released
S00302	South Mission Valley Trunk Sewer	15,801,938	15,556,738	-	165,313	79,886	15,801,938	0	completed
S00303	PS Upgrades Group I North County	6,050,980	5,773,399	-	-	277,581	7,573,837	N/A	closed
S00304	PS Upgrades Group II County Wide	5,378,224	5,295,718	-	-	82,505	5,378,223	N/A	closed
S00305	PS Upgrades Group III Forcemains	4,687,623	4,540,943	-	-	142,567	-	-	closed
S00308	PS 84 Upgrade & PS 62 Abandon	10,320,400	9,141,066	306,563	355,595	517,176	10,320,400	-	released
S00309	NCWRP Sludge Pump Station Upgrade	1,207,096	416,250	54,916	284,612	451,317	636,294	(570,802)	released
S00310	SBWR Plant Demineralization	5,973,695	2,031,965	1,199,295	1,373,570	1,368,865	5,973,695	-	released
S00312	PS2 Power Reliability & Surge Protection	8,370,000	2,259,555	170,069	488,816	5,451,560	43,330,000	34,960,000	released
S00314	Wet Weather Storage Facility	2,991,626	2,357,156	6,367	20,730	607,373	-	-	released
S00315	Point Loma Grit Processing Improvements	37,095,037	34,224,547	1,458,374	633,736	778,380	37,095,037	-	released
S00317	South Metro Sewer Rehabilitation Ph 3B	157,506	346	-	-	157,160	-	-	released
S00319	EMTS Boat Dock and Stream Line Relocation	2,018,535	73,171	5,329	33,979	1,906,056	9,047,838	-	released
S00322	MBC Biosolids Storage Silos	9,047,838	8,108,759	278,767	497,244	163,068	9,047,838	-	released
S00323	MBC Odor Control Facility Upgrades	6,615,612	1,102,286	107,868	3,918,323	1,487,134	7,715,612	1,100,000	released

Project-to-date budget and unaudited expenditures for FY 2016

*Project estimates provided for projects being implemented by Public Works-Engineering and Capital Projects

FY 2016 CIP Expenditures by Project

	Project	Project-to-Date Budget	Prior Year Expenditures	FY 2016 Expenditures	FY 2016 Encumbrances	Remaining Available Budget	Project Estimate*	Future Budget Need	Project Status
S00326	East Mission Gorge Force Main Rehab	441,835	441,835	-	-	-	-	-	closed
S00332	Montezuma Trunk Sewer	6,180,545	6,180,545	-	-	(0)	-	-	closed
S00336	Harbor Drive Trunk Sewer Replacement	10,829,797	10,597,552	22,694	-	209,551	12,064,587	1,234,790	completed
S00339	MBC Dewatering Centrifuges Replacement	12,122,443	4,435,979	169,334	6,218,988	1,298,142	12,122,443	(0)	released
S00342	Sewer CIP Emergency Reserve	5,000,000	-	-	-	5,000,000	-	-	released
S10008	El Monte Pipeline No 2	2,464,730	2,464,730	176,827	52,966	53,477	-	-	released
S10010	Recycled Water System Upgrades	2,150,000	2,047,881	25,630	1,502	74,987	2,350,000	200,000	completed
S10055	Lindbergh Field 16" CI Main Replacement	3,357,779	3,251,462	14,155	-	92,163	3,330,082	(27,697)	completed
S11021	University Ave Pipeline Replacement	14,248,593	2,958,316	4,052,050	892,429	6,345,798	26,000,000	11,751,407	released
S11022	Upas St Pipeline Replacement	19,295,326	6,753,786	860,762	7,730,510	3,951,268	33,896,326	14,600,000	released
S11024	Miramar Clearwell Improvements	8,632,000	5,662,990	589,617	637,477	1,741,916	114,728,744	106,096,744	released
S11025	Chollas Building	7,080,000	778,316	125,065	102,770	6,073,850	22,500,000	15,420,000	released
S11026	Montezuma/Mid-City Pipeline Phase II	4,518,200	1,628,394	414,316	502,160	1,973,330	31,535,000	27,016,800	released
S11027	Water Group 787	6,833,390	5,350,948	969,867	470	512,105	6,833,390	-	completed
S11028	Water Group 787	7,488,053	7,488,053	-	-	-	-	-	closed
S14020	Water Group 787 Final CCO	400,368	400,368	-	-	-	-	-	closed
S12008	Catalina 12inch Cast Iron Mains	4,867,184	198,080	407,268	1,882,307	2,379,529	12,480,000	7,612,816	released
S12009	La Jolla Scenic Drive 16inch Main	1,207,044	62,857	53,417	-	1,090,770	8,280,800	7,073,756	released
S12010	30th Street Pipeline Replacement	2,171,187	226,432	286,978	1,350,983	306,794	14,889,115	12,717,928	released
S12011	69th & Mohawk Pump Station	2,114,629	731,789	317,469	299,767	765,604	18,800,094	16,685,465	released
S12012	Cielo & Woodman Pump Station	1,532,000	143,291	129,561	288,308	970,840	6,678,000	5,146,000	released
S12013	Alvarado 2nd PL Exten & Morena Blvd CI	203,986	7,589	-	-	196,397	59,046,000	58,842,014	released
S12014	Recycled Water Tank Modifications	1,400,000	114,646	69,894	992,602	222,858	1,400,000	-	released
S12015	PACIFIC BEACH PIPELINE SOUTH (W)	3,445,000	1,934,008	179,136	436,286	895,571	39,069,571	35,624,571	released
S12016	Otay 1st/2nd PPL West of Highland Avenue	1,963,051	443,344	228,043	416,238	875,427	29,440,500	27,477,449	released
S12017	Del Mar Heights East Segment	-	-	-	-	-	-	-	closed
S12018	Lower Otay Outlet Tower	500,000	-	-	299,999	200,001	-	-	released
S12019	Scripps Ranch Pump Station	11,636,730	11,491,011	39,750	66,800	39,169	12,079,000	442,270	completed
S12028	Harbor Drive Pipelines Replacement	10,836,398	10,701,371	66,626	-	68,401	11,166,795	330,397	completed
S12035	BALBOA TERRACE TRUNK SEWER	8,835,110	8,873,733	(38,623)	-	(0)	-	-	closed
S12036	Backup Generators at SPS's, TP & EMITS	17,745,600	14,095,166	516,133	449,926	2,684,375	16,688,861	5,430,861	released
S12040	Tierrasanta (Via Dominique) Pump Station	11,258,000	1,350,816	57,916	366,881	9,482,386	17,093,883	10,335,508	released
S13015	Water & Sewer Group Job 816 (W)	6,758,375	251,285	25,687	300,000	6,181,402	-	-	released
S14000	EAM ERP Implementation	20,875,531	601,603	1,026,914	4,875,775	14,371,239	-	-	released
S16041	Civic Center Plaza 8 Floor Buildout	200,000	-	178	94,138	105,684	-	-	released
S14021	Bayview Reservoir Solar Project	2,325,000	31,735	33,666	-	2,259,599	2,325,000	-	released
S14022	MOC Complex Solar Project	2,675,000	39,882	37,354	-	2,597,763	2,675,000	-	released
S15016	Otay Second Pipeline Relocation-PA	1,634,092	-	49,169	1,535,242	49,680	-	-	released
S15019	Alvarado Trunk Sewer Phase IV	2,200,000	54,961	44,493	-	2,100,546	28,896,000	26,695,000	released
S15020	Tecolote Canyon Trunk Sewer Improvement	1,600,000	54,873	38,572	-	1,506,556	16,860,000	15,260,000	released
S15027	La Jolla View Reservoir	1,545,000	1,054,909	104,226	278,148	107,717	16,800,000	-	released
S15043	Chollas Material Bins	20,000	916	17,775	-	1,309	-	-	released
S16027	Morena Pipeline	196,014	-	-	-	196,014	-	-	released
Public Works-General Services									
ABE00001	Americans with Disabilities Improvements	4,160,126	-	-	3,790,340	369,787	-	-	released
B00944	ADULTCTR ESTSD493FA407FRMTFY09	430,135	429,554	581	-	0	-	-	closed
B00947	Juniper Street Sidewalk Project	847,000	780,290	-	20,000	46,710	1,130,210	283,210	completed
B10167	Allied Gardens Pool - ADA Improvements	463,981	463,294	686	-	(0)	-	-	closed
B11058	Oak Park Library - ADA Barrier Removal	338,000	320,046	2,537	12,415	3,002	338,000	-	completed
B11116	Accessible Pedestrian Signals C.D. 1, 5, & 6	441,312	294,480	113,444	515	32,873	441,312	(0)	released
B12004	Mission Beach Community Center	346,192	54,233	55,002	120,849	116,108	342,100	(4,092)	released
B12005	Pioneer Park & Comfort Station - ADA	535,173	110,080	3,701	27,232	394,159	535,086	(87)	released
B12006	Santa Clara Recreation Center - ADA	1,114,001	125,281	33,893	799,712	155,115	1,109,241	(4,760)	released

Project-to-date budget and unaudited expenditures for FY 2016

*Project estimates provided for projects being implemented by Public Works-Engineering and Capital Projects

FY 2016 CIP Expenditures by Project

	Project	Project-to-Date Budget	Prior Year Expenditures	FY 2016 Expenditures	FY 2016 Encumbrances	Remaining Available Budget	Project Estimate*	Future Budget Need	Project Status
B12074	Alzheimer Family Center ADA Improvements	624,300	184,476	46,801	301,569	91,454	624,300		released
B13017	United/Hall of Nations ADA Barrier Remvl	480,550	397,696	49,116	12,456	21,281	475,550	(5,000)	completed
B13018	Casa de Balboa ADA Barrier Removal	1,073,560	993,456	70,662	8,639	803	1,120,560	47,000	completed
B13020	Morley Field Tennis Registration	231,067	221,834	947	6,286	2,000	231,000	(67)	completed
B13021	Museum of Man ADA Barrier Removal	362,489	310,977	39,024	5,470	7,018	380,489	18,000	completed
B13022	Timken Art Gallery ADA Barrier Removal	165,830	157,371	1,719	5,197	1,544	165,850	20	completed
B13027	Comstock & Linda Vista DIF13 APS	68,321	68,321	-	-	-	-	-	completed
B13033	Alvarado & Reservoir College DIF CR	33,533	33,519	13	-	(0)	-	-	closed
B13055	Group Job 13Z Uptown DIF CR	50,414	50,414	-	-	-	-	-	closed
B13056	Park & B APS Bond DS	113,588	90,464	17,349	-	5,775	106,066	(7,522)	completed
B13059	Chelsea w/s east of Dolphin Bond MS DS	160,122	146,489	12,790	-	842	160,000	(122)	completed
B13060	Euclid w/s Federal Blvd to Marlou Bond MS DS	144,000	57,763	22,907	-	63,331	150,000	6,000	released
B13061	67th b/s El Cajon to Richard Bond MS DS	268,000	89,301	26,595	153,470	(1,366)	288,000	20,000	released
B13063	Group Job 13B Bond CR DS	392,353	350,364	33,836	-	8,152	383,994	(8,359)	completed
B13064	La Playa Av & Jewell St CR Obstruction DS	148,699	133,653	(345)	-	15,391	114,552	(34,147)	completed
B13065	Polk & Menlo CR Obstruction DS	123,432	122,432	-	-	1,000	80,782	(42,650)	completed
B13066	Redwood & 30th CR Obstruction DS	471,829	139,868	7,278	38,416	286,266	619,295	147,466	released
B13067	Barrio Youth Facilities 2 & 3	853,371	168,831	43,452	65,574	575,514	853,370	(1)	released
B13068	City Heights Youth & Community Center ADA	488,962	153,191	32,163	48,680	254,928	503,000	14,038	released
B13069	Soloia & Euclid CR Obstruction DS	364,634	262,845	92,961	1,162	7,666	364,634	0	completed
B13070	Aero & Sandrock CR Obstruction DS	275,000	249,442	12,224	4,425	8,909	275,000	0	completed
B13071	Development Services Pedestrian Bridge ADA Improve	442,386	260,065	132,737	8,986	40,599	442,385	(1)	completed
B13072	Orange & Altadena CR Obstruction DS	292,469	66,443	43,433	95,070	87,522	210,000	(82,469)	released
B13073	Civic Theater Exterior Restroom ADA Improvements	323,951	323,951	-	-	-	-	-	closed
B13075	San Carlos Library ADA Improvements	536,763	519,212	66,878	7,332	43,341	613,863	(22,900)	completed
B13076	Bay Bridge Community Center ADA Improvements	622,000	139,370	49,511	50,386	282,733	608,000	86,000	released
B13077	Colina Del Sol Pool ADA	836,478	217,292	40,187	59,946	519,052	836,477	(1)	released
B13078	SY Comm and Rec CTR-ADA Barrier Removal	1,239,174	215,167	80,864	98,883	844,259	1,240,000	826	released
B13079	Sherman Heights Community Center ADA	362,750	252,490	59,889	27,655	22,717	362,750	(89,391)	released
B13092	N. Clairemont Recreation Center ADA Barr	286,711	259,359	3,884	-	23,469	197,320	-	released
B13104	Girard @ Pearl A P S La Jolla DIF 13	210,500	16,634	6,883	136,407	50,576	210,500	-	released
B13105	El Cajon & 59th Obstruction DIF CR DS	211,648	47,738	19,060	-	144,850	211,648	0	released
B13106	Southeastern Obstruction DIF13 CR	327,000	74,620	15,387	-	236,992	300,000	(27,000)	released
B13108	Group Job 13F Linda Vista DIF CR	462,891	44,377	47,225	-	371,290	323,000	(139,891)	released
B13110	Group Job 13H Midway-Pacific DIF CR	270,300	62,775	35,118	120,572	51,835	270,300	47,300	released
B13111	Group Job 13I North Park DIF CR	419,500	61,384	40,933	-	317,183	466,800	87,000	released
B13112	Group Job 13J Peninsula DIF CR	317,800	87,983	69,389	44,650	115,778	404,800	-	released
B13113	Group Job 13K Rancho Bernardo DIF CR	39,628	39,628	-	-	-	-	-	closed
B13114	Group Job 13L Uptown DIF CR	19,719	19,719	-	-	-	-	-	closed
B13125	Mission Beach Obstruction DIF 13 CR	220,099	45,619	138	-	174,342	245,000	24,901	released
B13132	Balboa & Mercury APS/CR	10,083	10,083	-	-	(0)	-	-	closed
B13180	Mercury & Engineer FY13 APS	16,196	16,196	-	-	-	-	-	closed
B13181	Navajo & Jackson FY13 APS	45,321	45,330	(9)	-	0	-	-	closed
B13207	Black Mountain & Park Village FY13 APS	150,000	19,984	10,551	96,753	22,712	150,000	-	released
B13221	Capehart Dog Park Path of Travel	98,992	98,992	-	-	(0)	-	-	closed
B14023	Clairemont Mesa & Complex APS DS	7,600	7,600	-	-	(0)	-	-	closed
B14024	Picador and Del Sol APS DS	43,000	40,616	(15,711)	-	18,094	-	-	completed
B14034	Curb Ramp Group 1 CM DIF 14	105,964	105,961	3	-	0	-	-	closed
B14035	Curb Ramp Group 2 GH DIF 14	87,800	51,961	12,487	-	23,352	-	-	completed
B14036	Curb Ramp Group 4 MC DIF 14	120,800	77,359	22,311	-	21,130	-	-	completed
B14037	Linda Vista & Stalmer DIF 14 APS	55,278	55,400	(122)	-	(0)	-	-	closed
B14052	Golden Hill CR Obstruction DIF 14	185,200	77,401	43,477	-	64,322	265,200	80,000	released
B14053	Siva & Main CR Obstruction BL DIF 14	245,000	91,834	100,717	54,986	(2,536)	274,804	29,804	released

Project-to-date budget and unaudited expenditures for FY 2016

*Project estimates provided for projects being implemented by Public Works-Engineering and Capital Projects

FY 2016 CIP Expenditures by Project

	Project	Project-to-Date Budget	Prior Year Expenditures	FY 2016 Expenditures	FY 2016 Encumbrances	Remaining Available Budget	Project Estimate*	Future Budget Need	Project Status
B14054	Nautilus & Muirlands LJ FY14 APS	185,325	30,642	93,288	-	61,395	-	-	completed
B14152	Carmel Valley Rec Ctr ADA Accessibility Improvement	342,000	46,717	30,665	-	264,618	583,000	241,000	released
B14153	Carmel Creek Park Comfort Station ADA Access Impr	234,000	25,924	6,179	38,000	163,897	234,000	-	released
B14154	Carmel Del Mar Comfort Station ADA Accessibility Im	431,000	24,705	6,213	60,720	339,362	431,000	-	released
B15108	ADACA Mid-City Area CR DIF 15	310,000	216	16,656	-	293,129	-	-	released
B15109	ADACA Navajo Area CR DIF 15	250,000	111	142,118	-	107,771	-	-	completed
B15132	ADACA Greater North Park CR DIF FY15	134,000	87,718	56,033	-	(9,751)	-	-	completed
B15133	ADACA GNP Grim & Univ APS/CR DIF FY14	100,000	105	58,219	8,716	32,961	-	-	released
B15158	ADACA Otay Mesa/Nestor CR DIF FY14	60,000	10,494	33,360	-	17,052	-	-	released
B15160	ADACA University City South CR DIF 15	69,000	321	124	-	177,052	-	-	released
B15162	ADACA Southeastern SD CR DIF FY15	100,000	216	124	-	99,660	-	-	released
B15163	ADACA Serra Mesa CR DIF FY15	178,000	216	124	-	177,660	-	-	released
B15185	ADACA Rancho Bernardo CR DIF FY 15	61,000	216	258	-	60,526	-	-	released
B15186	ADACA Uptown APS/CR DIF FY15	1,865,600	-	32,213	-	1,833,387	1,665,600	-	released
B15222	ADA Accessibility Improvements Group I	389,600	-	9,653	-	379,947	389,600	-	released
B15227	ADACA Tierrasanta CR DIF 15	55,690	-	-	-	55,690	-	-	released
B15229	ADA Accessibility Improvements Group II	1,624,800	-	24,480	-	1,600,320	1,624,800	-	released
B15230	ADA Accessibility Improvements Group IV	620,000	-	21,376	-	598,624	620,000	-	released
B16014	ADACA APS Group 2S GF16	122,350	-	111	-	122,239	-	-	released
B16019	ADACA Clairmont Mesa CR DIF16	267,125	-	-	-	267,125	-	-	released
B16020	ADACA College Area CR DIF16	126,550	-	-	-	126,550	-	-	released
B16021	ADACA Serra Mesa CR DIF16	137,000	-	-	-	137,000	-	-	created
B16049	ADACA Kearny Mesa CR DIF16	49,900	-	-	-	49,900	-	-	released
B16057	ADACA Mission Bay Walkway GF 16	34,000	-	25,970	-	8,030	-	-	completed
B16095	ADACA Crown Point Missing Walkways GF 16	132,310	-	-	-	132,310	-	-	released
B16098	ADA APS Group 1E - Broadway	105,000	-	-	-	105,000	-	-	released
B16099	ADA APS Group 2E Washington St & Normal	103,140	-	-	-	103,140	-	-	released
B16100	ADA S/W Group 3E W Point Loma	43,650	-	-	-	43,650	-	-	released
B16101	ADA S/W La Jolla Shore & Calle Corta	44,652	-	-	-	44,652	-	-	released
B16107	ADA S/W Group 4E College-Jamacha	116,700	-	-	-	116,700	-	-	released
B16108	ADA Curb Ramp Winder & McKe	45,825	-	-	-	45,825	-	-	released
ABT00001	City Facilities Improvements	1,850,005	-	-	-	1,850,005	-	-	released
B00768	SERRA MUSEUM	387,089	-	-	-	-	-	-	closed
B00773	CASA DEL PRADO THEATER BOILER REPAIR	31,169	-	-	-	-	-	-	closed
B00778	MIRA MESA REC CTR	95,096	-	-	-	-	-	-	closed
B00939	CASA DE BALBOA HVAC	1,370,269	-	2,700	-	308	1,373,276	(0)	completed
B00940	CASA DEL PRADO HVAC	762,793	-	-	-	0	-	-	closed
B00952	POLICE HEADQUARTERS PLUMBING	778,979	-	1,129	421	1,000	777,676	(1,303)	completed
B00953	SPANISH VILLAGE PLUMBING/PWTRSERV	443,502	-	4,626	-	36	447,123	3,621	completed
B00972	SAN DIEGO MUNI GYM ROOF REP	1,303,037	-	1,303,037	-	0	-	-	closed
B10008	Police Hq Electrical Upgrades	1,862,675	-	2,960	-	2,098	1,866,675	4,000	completed
B10010	Police Hdqtr Replace Front Doors Old CIP#370781	128,411	-	(44)	-	0	-	-	closed
B10011	Police Hdqtr Replace Windows Old CIP#370782	837,679	-	837,679	-	(0)	-	-	closed
B10017	Various Sr Cntrs Prkng Lt Resurfac	634,305	-	545,694	-	88,611	300,000	(334,305)	completed
B10035	Air & Space Museum Elevator Modernization	44,115	-	42,905	-	819	433,123	389,008	released
B10038	Malcolm X Library Facility Repairs	725,000	-	153,119	39,098	520,817	725,000	-	released
B10039	Casa Del Balboa Elevator Modernization	452,387	-	452,387	-	(0)	-	-	closed
B10041	Casa Del Prado Elevator Modernization	746,191	-	419,402	35,433	119,856	745,720	(471)	released
B10042	Museum of Art Elevator Modernization	30,007	-	30,007	-	-	1,130,293	1,100,286	released
B10045	Old Globe Theater Elevator Modernization	771,990	-	52,799	597,622	112,670	744,622	(27,368)	released
B10049	Rancho Penasquitos Library Roof Replacement	995,000	-	218,359	21,517	17,848	995,000	-	completed
B10051	Rancho Penasquitos Library HVAC	637,109	-	63,887	-	22,451	683,109	46,000	released

Project-to-date budget and unaudited expenditures for FY 2016

*Project estimates provided for projects being implemented by Public Works-Engineering and Capital Projects

FY 2016 CIP Expenditures by Project

Project	Project-to-Date Budget	Prior Year Expenditures	FY 2016 Expenditures	FY 2016 Encumbrances	FY 2016 Remaining Available Budget	Project Estimate*	Future Budget Need	Project Status
B10129	1,667,500	1,603,428	24,790	13,665	25,616	1,667,500	200,000	completed
B10213	264,964	264,964	-	-	0	-	N/A	closed
B11009	838,356	838,356	-	-	-	-	-	closed
B12043	15,584	15,584	-	-	-	-	-	closed
B13187	82,833	82,833	15,893	42,187	224,087	1,135,019	770,019	released
B13189	770,160	95,108	12,020	49,745	613,288	755,000	(15,160)	released
B13190	973,472	103,305	12,748	65,674	791,146	1,000,000	26,528	released
B13191	547,000	492,934	54,321	-	(255)	545,000	(2,000)	released
B13213	362,182	300,057	56,769	-	5,356	362,181	(1)	completed
B14022	339,931	9,253	5,850	2,900	321,928	-	-	released
B14041	145,448	145,448	-	-	(0)	-	-	closed
B14050	150,000	22,354	32,382	2,294	92,970	-	-	released
B14076	80,000	72,710	-	-	7,290	-	-	completed
B14089	1,700,000	1,340,181	24,543	5,000	330,275	3,504,142	1,804,142	released
B14102	60,000	58,817	-	-	1,183	-	-	completed
B15037	75,139	68,609	68,609	4,249	1,627	-	-	completed
B15054	306,568	236,205	80,951	-	(10,588)	-	-	completed
B15055	365,668	327,651	4,354	-	33,663	-	-	completed
B15068	651,910	292,269	204,354	-	155,287	518,123	(133,787)	completed
B15129	200,204	200,204	-	-	-	-	-	completed
B15131	10,649	10,649	-	-	-	-	-	completed
B15155	563,093	116,924	25,289	104,104	316,776	-	-	released
B15200	491,488	199,751	199,751	36,186	255,551	-	-	released
B16013	65,000	-	-	37,800	27,200	-	-	released
B16038	252,000	8,151	8,151	-	243,849	-	-	released
B16039	553,000	7,959	7,959	-	545,041	-	-	released
B16040	302,000	8,804	8,804	-	293,196	-	-	released
B16043	290,000	6,913	6,913	-	283,087	-	-	released
B16044	388,000	202	202	-	387,798	-	-	released
B16045	1,000,000	11,213	11,213	-	988,787	-	-	released
B16046	1,830,480	10,704	10,704	-	1,819,777	-	-	released
B16047	240,000	7,028	7,028	-	232,972	-	-	released
B16060	18,130	-	-	-	18,130	-	-	created
B16061	47,940	-	-	-	47,940	-	-	created
B16062	49,269	-	-	-	49,269	-	-	created
B16063	62,950	-	-	-	62,950	-	-	created
B16064	50,000	-	-	-	50,000	-	-	created
B16065	50,000	-	-	-	50,000	-	-	created
B16066	50,000	-	-	-	50,000	-	-	created
B16067	50,000	-	-	-	50,000	-	-	created
B16068	14,780	-	-	-	14,780	-	-	created
B16069	9,475	-	-	-	9,475	-	-	created
B16070	19,444	-	-	-	19,444	-	-	created
B16071	7,620	-	-	-	7,620	-	-	created
B16072	6,985	-	-	-	6,985	-	-	created
B16073	34,760	-	-	-	34,760	-	-	created
B16074	6,195	-	-	-	6,195	-	-	created
B16075	5,500	-	-	-	5,500	-	-	created
B16076	11,742	-	-	-	11,742	-	-	created
B16077	6,595	-	-	-	6,595	-	-	created
B16078	6,585	-	-	-	6,585	-	-	created
B16079	7,330	-	-	-	7,330	-	-	created
B16080	10,660	-	-	-	10,660	-	-	created

Project-to-date budget and unaudited expenditures for FY 2016

*Project estimates provided for projects being implemented by Public Works-Engineering and Capital Projects

FY 2016 CIP Expenditures by Project

Project	Project-to-Date Budget	Prior Year Expenditures	FY 2016 Expenditures	FY 2016 Encumbrances	Remaining Available Budget	Project Estimate*	Future Budget Need	Project Status
B16096 FS #23 - Facility Repair	70,000	-	-	-	70,000	-	-	released
B16097 Apparatus Door Replacement - Group 2	34,712	-	-	34,712	-	-	-	released
B16105 Mira Mesa Sr Center Roof and HVAC Replacement	380,000	-	-	-	380,000	-	-	released
B16130 Fire Station #25 Facility Repair	-	-	-	-	-	-	-	created
ABT00002 Roof Replacement	-	-	-	-	-	-	-	released
B14094 Roof & HVAC Replacement for Building 30	85,000	83,051	-	-	1,949	-	-	completed
B15192 San Ysidro Senior Center Roof and HVAC	138,057	-	127,758	41,877	(31,577)	713,000	-	released
L14002 Fleet Services Elect & Fac Improvements	505,000	47,011	45,913	27,259	384,818	-	-	released
L140021 Miramar Pl Fleet Serv Fac Impvts	208,000	45,896	17,914	29,062	115,128	-	-	released
L140022 Rose Canyon Fleet Serv Elect Upgrade	4,473,000	4,469,639	4,473	-	(1,113)	4,473,000	-	completed
S00819 CAB Fire Sprinkler Retrofit Project	-	-	-	-	-	-	-	released
QUALCOMM Stadium	1,123,220	-	-	-	1,123,220	-	-	released
ABG00001 QUALCOMM Stadium	194,500	182,659	5,084	-	6,757	321,254	126,754	completed
B13166 Qualcomm Stad Back-up Lighting Replcment	215,000	27,144	3,086	-	184,770	500,000	285,000	released
B14071 Qualcomm Stdm Fiber Optic & CATV	160,000	15,627	26,882	79,104	38,387	160,000	-	released
B15000 Qualcomm Stadium Elevator Modernization	224,000	11,911	10,969	24,500	176,620	224,000	-	released
B15027 Qualcomm Stdm Concrete Spalling	2,100,000	-	1,415,623	412,269	272,107	-	-	released
S16025 Stadium Reconstruction	-	-	-	-	-	-	-	released
Special Promotional Programs	-	-	-	-	-	100,000	-	released
L15000 Convention Center Sails Pavilion	100,000	-	9,684	-	90,316	-	-	released
L150001 Planning Assessment for Convention Center Sails Pa	3,132,728	2,964,828	-	37,016	130,885	-	-	released
S12022 Convention Center Phase III Expansion	-	-	-	-	-	-	-	released
Transportation and Storm Water	-	-	-	-	-	-	-	released
ACA000001 Drainage Projects	1,290,872	-	-	-	1,290,872	-	-	released
B00607 FONTAINE STREET STORM DRAIN	981,369	916,066	-	-	28,437	952,932	(28,437)	completed
B00608 46TH STREET SLOPE RESTORATION	859,295	749,603	8,225	-	19,138	837,814	(21,481)	completed
B00609 Via Riato Dr @ 7425 & 7435 SD Repair	1,058,641	1,047,189	3,187	-	6,431	1,058,641	0	completed
B00610 6TH AVENUE STORM DRAIN	954,576	942,972	9,541	2,064	2,430	947,496	(7,080)	completed
B00611 WENRICH DRIVE STORM DRAIN	1,555,074	1,531,611	2,034	-	21,430	-	-	closed
B00618 WUFFIN ROAD (@ 4141) STORM DRAIN REPAIR	2,576,365	2,517,286	23,128	7,378	28,573	2,576,365	(0)	completed
B10067 Avocado Place Brow Ditch Repair	702,190	592,453	78,814	17,796	13,127	707,079	4,889	completed
B10161 Laurel Ridge Court Storm Drain	565,582	304,369	20,163	186,742	54,309	1,251,776	686,194	released
B10217 CMP Storm Drain Pipe Lining Group 1a	1,382,535	1,382,535	-	-	-	-	-	closed
B11013 Jean Drive Storm Drain Replacement	1,282,074	268,190	24,211	64,494	925,179	745,000	(537,074)	released
B11014 Norma Drive Storm Drain Replacement	633,447	561,581	35,362	14,672	21,833	650,000	16,553	completed
B11015 Via Esprillo Storm Drain Pipe Replacement	1,837,462	1,803,065	11,035	9,805	13,557	1,858,800	21,338	completed
B12021 Huntington Ave (9102) Storm Drain Replac	798,917	168,770	17,419	75	612,653	653,000	(145,917)	released
B12025 Cardinal Dr (2383) Storm Drain Replacem	909,056	207,733	104,492	55,502	541,329	750,000	(159,056)	released
B12031 Rue Cheaumont (12275) Storm Drain Replac	1,626,082	281,975	37,359	93,328	1,213,421	2,205,000	578,918	released
B12032 Mobley St (2764) Storm Drain Replacement	485,376	283,679	138,538	40,992	22,167	485,376	0	completed
B12033 Bonillo Dr (4150) Storm Drain Replacement	388,991	132,604	21,761	36,821	197,805	388,000	(991)	released
B12034 Van Dyke Ave (4481) Storm Drain Replacem	392,168	206,110	15,105	79,419	91,534	870,000	477,832	released
B12035 Hornblend Alley (1761) Storm Drain Upgrade	542,231	137,561	17,967	17,942	368,762	550,000	7,769	released
B12054 Princess View Dr Storm Drain Replacement	2,761,687	2,648,332	2,127	59,714	51,514	2,710,250	(51,437)	completed
B12076 El Camino del Teatro (6453) SD Repl	663,730	591,689	27,518	9,953	34,569	642,400	(21,330)	completed
B12078 Preece Street Storm Drain Replacement	471,190	430,796	7,643	5,755	26,996	484,000	12,810	completed
B12091 Langmuir St (2252) Storm Drain Replacement	1,171,404	272,611	54,256	23,192	821,345	900,000	(271,404)	released
B12096 Highland & Monroe Aves Storm Drain Repl	253,665	177,111	52,707	5,912	17,935	1,268,000	1,014,335	released
B13016 Campus Point Drive (9900) Storm Drain Repl	562,742	217,398	49,947	132,963	162,435	1,300,000	737,258	released
B13081 Famosa Slough Erosion & Sediment Control	280,933	73,814	50,385	126,032	30,703	504,000	223,067	released
B13096 Pump Station H Upgrades	158,054	158,054	-	-	-	-	-	closed
B13097 Pump Station D Upgrades	301,433	40	393	-	301,000	860,887	(0)	released
B13101 Burroughs & W Dunlop Sts Storm Dr Repl	860,887	137,731	18,550	8,410	696,196	-	-	released

Project-to-date budget and unaudited expenditures for FY 2016

*Project estimates provided for projects being implemented by Public Works-Engineering and Capital Projects

FY 2016 CIP Expenditures by Project

Project	Project-to-Date		Prior Year		FY 2016		FY 2016		Remaining		Future Budget		Project Status
	Budget	Expenditures	Expenditures	Expenditures	Expenditures	Encumbrances	Available	Project Estimate*	Need	Status			
B13102	Adams Ave (1620) Storm Drain Replacement	315,377	137,821	21,371	103,190	52,995	537,000	221,623	released				
B13116	Lobricco Ct (615) Storm Drain	781,689	161,042	15,022	105,721	499,904	705,000	(76,689)	released				
B13117	Toyon Rd (5655) Storm Drain Replacement	169,028	108,994	45,218	399	14,418	650,000	480,972	released				
B13118	Industrial Ct Channel Replacement	795,848	108,804	70,687	15,296	601,061	400,000	(395,848)	released				
B13172	Rue Chantemar Storm Drain Replacement	340,745	195,232	22,258	94,747	28,508	1,591,000	1,250,255	released				
B13210	Whitney Ct (6969) Storm Drain Replacement	412,056	120,807	14,277	-	276,972	490,282	78,226	released				
B14066	Otay Mesa Storm Drain Upgrade	2,946,103	148,191	158,783	2,552,120	87,008	3,300,000	353,897	released				
B14078	Jamacha Drainage Channel Upgrade	543,744	84,232	49,553	181,860	228,099	2,495,000	1,951,256	released				
B14095	3014-Storm Drain (Euclid & Thorn)	69,894	64,894	-	-	5,000	80,500	10,606	completed				
B14108	Uptown Storm Drain Replacement	241,780	147,239	59,664	-	34,876	4,575,000	4,333,220	released				
B14109	Alvarado TS-Storm Drain Replacement	165,973	157,973	-	-	8,000	-	-	completed				
B14126	University City & Clairmont SD Repl	558,409	57,483	1,966	-	498,960	4,000,000	3,441,591	released				
B14129	Carroll Canyon Rd Storm Drain Replacement	910,000	900,000	-	-	10,000	-	-	completed				
B14130	Crown Point Dr Storm Drain Emergency	498,409	424,130	19,500	40,045	14,735	4,000,000	3,441,591	released				
B15028	Storm Drain Group 968	70,267	8,716	4,270	-	17,280	221,000	150,733	released				
B15029	Navajo Storm Drains	471,823	71,280	24,434	-	376,110	2,300,000	1,828,177	released				
B15062	Storm Drain Group 1008	75,000	28,440	17,777	-	28,784	135,000	60,000	released				
B15063	Storm Drain Group 1013	575,000	6,913	12,891	-	555,196	-	-	released				
B15064	Storm Drain Group 1006	60,000	16,439	14,104	-	29,457	29,917	(30,083)	released				
B15099	Serra Mesa Storm Drain & GI (SD)	495,917	8,061	70,323	-	417,533	3,200,000	2,704,083	released				
B15101	Storm Drain Group 1023	280,327	557	(70)	-	279,841	750,000	469,673	released				
B15149	Carroll Canyon Rd Storm Drain Emergency	733,000	303,875	421,970	-	7,155	-	-	released				
B15165	Golden Hill & South Park SD Replacement	385,044	855	35,003	-	349,186	-	-	released				
B15166	City Heights & Morley Field SD Repl	370,000	370,000	-	-	370,000	-	-	released				
B15167	El Cerrito & Rolando Park SD & GI (SD)	450,000	-	477	-	449,523	-	-	released				
B15189	Desert View SD Outfall Emergency	4,667,045	440,732	2,193,645	911,250	1,121,418	5,412,880	5,412,880	released				
B15196	San Carlos SD Replacement (Northeast)	520,000	-	53,639	-	466,361	5,500,000	5,500,000	released				
B15197	North Park SD Replacement (North)	506,958	-	8,342	-	498,616	2,225,000	2,225,000	released				
B15208	Adams North SD Repl (North)	300,000	-	-	-	300,000	-	-	released				
B15209	Torrey Highlands & Rancho PQ SD Repl	505,000	-	6,173	-	498,827	2,500,000	2,500,000	released				
B15212	Scripps Ranch SD Repl (South)	510,000	-	13,920	-	496,080	3,500,000	3,500,000	released				
B15213	Cherokee Point South SD & GI (SD)	500,000	-	1,357	-	498,643	1,100,000	1,100,000	released				
B15225	Castle Storm Drain Replacement	656,466	-	67,712	352,345	236,408	500,000	500,000	released				
B16048	Alameda Pl Emergency SD Replacement	500,000	-	15,121	400,000	84,879	-	-	released				
B16084	CMP Stormdrains w/Remaining Small Dia CI	75,000	-	-	-	75,000	-	-	released				
B16091	Uptown CMP SD Lining	5,000	-	-	-	5,000	-	-	created				
B16092	College East Storm Drain Replacement	30,000	-	-	-	30,000	-	-	created				
B16093	Clairmont Mesa SD Repl (Southeast)	30,000	-	-	-	30,000	-	-	created				
B16094	Jamacha Lomita GI & SD (SD)	30,000	-	-	-	30,000	-	-	created				
B16113	Mission Hills NE Storm Drain Replacement	-	-	-	-	-	-	-	created				
B16115	Oak Park Storm Dr Repl & Green Infr (SD)	-	-	-	-	-	-	-	created				
B16116	Cabaret St Emergency Storm Drain Repair	-	-	-	-	-	-	-	released				
B16117	Reservoir Dr Channel Emergency Repl	-	-	-	-	-	-	-	released				
B16120	Briand Ave Storm Drain Emergency Repl	-	-	-	-	-	-	-	released				
B16121	Fairbrooks Dr Storm Drain Emergency Repl	-	-	-	-	-	-	-	released				
B16123	E Talmadge Dr Storm Drain Emergency Repl	-	-	-	-	-	-	-	released				
B16124	Nye St Storm Drain Emergency Repl	-	-	-	-	-	-	-	released				
B16126	Mt Ariane Dr Emergency Storm Drain Repl	-	-	-	-	-	-	-	released				
B16127	Acheson St Emergency Storm Drain Repl	-	-	-	-	-	-	-	released				
B16128	Whelan Dr Emergency Storm Drain Repl	-	-	-	-	-	-	-	released				
B16131	Bewner Ct Emergency Storm Drain Repl	-	-	-	-	-	-	-	released				
B16136	La Jolla Shores Dr Emergency SD Repl	-	-	-	-	-	-	-	released				
ACC00001	Watershed CIP	600,000	-	-	-	600,000	-	-	released				

Project-to-date budget and unaudited expenditures for FY 2016

*Project estimates provided for projects being implemented by Public Works-Engineering and Capital Projects

FY 2016 CIP Expenditures by Project

	Project	Project-to-Date Budget	Prior Year Expenditures	FY 2016 Expenditures	FY 2016 Encumbrances	Remaining Available Budget	Project Estimate*	Future Budget Need	Project Status
B10025	Cabrillo Hts Park Watershed Protection	817,344	798,297	-	-	13,046	734,000	(83,344)	completed
B10026	Marindustry Osler Pk Ridge Watershed Protection	872,404	873,091	(687)	6,000	0	0	0	closed
B10027	Bannock Ave Streetscape Enhancement	3,216,965	2,660,441	68,422	11,784	476,318	2,816,965	(400,000)	completed
B10029	South Crest Park Infiltration for Chollas Creek	800,672	404,249	53,045	237,841	105,537	3,039,700	2,239,028	released
B11057	Beta Street and 37th Street Green Alley	906,959	248,683	17,271	5,976	635,029	786,959	(120,000)	released
B11069	Allied Gardens Park Green Lot	642,389	237,627	163,211	83,560	157,991	656,388	13,999	completed
B12040	Maple Canyon Restoration - Phase 1	3,206,173	900,627	16,437	156,767	2,132,342	4,069,999	863,826	released
B13198	Callado Rd Green St Infiltration BMP	2,516,197	289,563	75,050	159,728	1,991,856	1,650,000	(866,197)	released
B14000	Stormwater Permanent BMP Retrofit Prjct	1,873,024	925,626	483,477	376,338	87,582	1,885,000	11,976	released
B14007	Ashley Falls Lg Scale Storm Flow Storage	340,642	75,292	42,671	81,212	141,467	1,025,000	684,358	released
B14120	Alamo, Salvation, 68th Street Basins LID	504,000	59,099	162,952	41,982	239,966	3,000,000	2,496,000	released
B14128	South Chollas Wash Rack Replacement	510,000	6,438	-	399,993	103,552	3,000,000	2,479,899	released
B15051	Logan Heights LID (South)	520,101	25,439	61,542	84,239	348,881	2,225,000	1,620,920	released
B15100	Serra Mesa Storm Drain & GI (GI)	604,080	6,705	50,525	-	546,850	2,225,000	1,620,920	released
B15102	Green Infrastructure Group 1024	75,000	-	-	-	75,000	2,000,000	1,600,000	released
B15103	Green Infrastructure Group 1027	400,000	-	9,731	-	390,269	2,000,000	1,600,000	released
B15104	Green Infrastructure Group 1014	4,085,580	5,817	54,312	-	4,025,451	2,887,500	(1,198,080)	released
B15169	Chollas Creek (S) Green Infrastructure	400,000	-	19,004	-	380,996	3,000,000	2,619,004	released
B15170	Skyline (NW) Green Infrastructure	350,000	-	36,284	-	313,716	3,000,000	2,686,284	released
B15171	El Cerrito & Rolando Park SD & GI (GI)	400,000	-	-	-	400,000	2,000,000	1,600,000	released
B15214	Cherokee Point South SD & GI (GI)	520,000	-	1,468	-	518,532	2,000,000	1,481,468	released
B16006	La Jolla Farms Road Outfall Repair	280,361	-	-	-	280,361	2,000,000	1,719,639	released
B16089	Jamacha Lomita GI & SD (GI)	425,000	-	-	-	425,000	2,000,000	1,575,000	released
B16090	Kearny Mesa (East) Green Infrastructure	426,496	-	-	-	426,496	3,000,000	2,573,504	released
B16111	Green Infrastructure Group 1012	-	-	-	-	-	3,000,000	3,000,000	released
B16112	Southcrest Green Infrastructure	-	-	-	-	-	-	-	created
B16114	Oak Park Storm Dr Repl & Green Infr (GI)	-	-	-	-	-	-	-	created
ACC00002	Rose & Tecolote Creeks Water Quality Improvements	0	-	-	-	0	1,085,119	1,085,119	released
B00663	MT ABERNATHY DR-GREEN ST	1,085,119	1,039,688	-	-	45,432	1,085,120	1,085,120	completed
AIA00001	Minor Bike Facilities	0	-	-	-	0	0	0	released
B13088	Camino del Este Path Xing Improvements	143,000	49,607	15,682	-	77,711	449,640	306,640	released
B13205	Citywide Bike Racks	78,172	78,172	-	-	-	-	-	closed
B13212	Mission Ctr Rd @ SD River Path HAWK	347,000	330,018	3,415	-	13,567	347,000	347,000	completed
B14040	Bikeway Striping Improvements-Citywide	560,718	61,936	71,389	6,900	420,493	10,000	(550,718)	released
B14113	Downtown Bike Loop	22,610	22,487	124	-	-	-	-	closed
B15056	Video Bicycle Detectors/Counters	300,000	252,634	31,626	-	15,740	-	-	released
B15061	Bike Stations Citywide Group 1501	200,000	-	123,966	-	76,034	-	-	released
AID00001	Utilities Undergrounding Program	3,530,933	-	-	-	3,530,933	-	-	released
B00703	MESA COLLEGE DR FRM LINDA VISTA UUD	1,785,024	1,381,447	138,754	-	264,824	1,519,038	(265,986)	released
B00705	ISLAND AVE FROM 20TH TO 30TH UUD	460,078	170,549	8,899	145,032	135,598	870,087	410,009	released
B00708	DISTRICT 1 BLOCK 1-F UUD	1,964,975	1,417,601	298,013	142,849	106,512	1,843,943	(121,032)	released
B00709	DISTRICT 2 BLOCK 2-E UUD	12,425,783	8,510,917	102,081	19,911	3,792,873	4,622,791	(7,802,992)	released
B00710	DISTRICT 3 BLOCK 3-FF UUD	19,904,430	19,250,326	192,209	400,137	61,758	714,000	(19,190,430)	released
B00711	District 4 Block 4-G District 4 UUD	1,679,845	1,215,476	223,431	111,894	129,044	1,550,642	(129,203)	completed
B00713	DISTRICT 7 BLOCK 7-F UUD	1,162,658	1,060,455	121	-	102,082	1,060,655	(102,003)	completed
B00714	DISTRICT 8 BLOCK 8-F UUD	1,798,290	638,474	32,863	963,037	163,917	2,787,574	989,284	released
B00717	30TH STREET PHASE III BROADWAY TO K UUD	174,413	71,208	9,054	24,844	69,307	558,000	383,587	released
B00718	TROJAN AVE 56TH TO 60TH UUD	228,825	71,119	17,173	63,646	76,888	209,000	(19,825)	released
B00719	30TH STREET PHASE III JUNIPER TO ASH	540,513	251,152	21,889	548	266,924	549,361	8,848	released
B00720	SUNSET CLIFFS DR CORONADO TO NEWPORT UUD	119,000	45,706	4,193	3,031	66,069	52,931	(66,069)	released
B00721	Fanual St PI/Archer to Tourmaline UUD	82,047	1,047	3,691	10,000	67,310	334,000	251,953	released
B00722	Fanual Street Phase II Grand to Reed UUD	180,000	13,231	12,403	-	154,366	478,000	298,000	released
B00725	SAN VICENTE STREET TO ASHMORE UUD	337,414	106,421	277	66,580	164,136	400,000	62,586	released

Project-to-date budget and unaudited expenditures for FY 2016

*Project estimates provided for projects being implemented by Public Works-Engineering and Capital Projects

FY 2016 CIP Expenditures by Project

	Project	Project-to-Date Budget	Prior Year Expenditures	FY 2016 Expenditures	FY 2016 Encumbrances	Remaining Available Budget	Project Estimate*	Future Budget Need	Project Status
B00726	MORAGA AVE TO IDELWILD UUD	295,084	107,877	950	-	186,256	142,389	(152,695)	released
B00787	NATL AVE (32ND TO 43RD) UUD	1,315,108	405,258	1,722	-	908,127	1,475,447	160,339	released
B00788	Moraga Ave Ph II-Moraga Ct to Monair UUD	181,838	141,929	10,358	9,650	19,901	161,937	(19,901)	released
B00821	28TH STREET FROM SAMPSON TO HARBOR UUD	101,626	10,645	411	-	90,569	199,000	(698,043)	completed
B00823	DISTRICT 1 BLOCK 1R UUD	897,043	664,073	695	-	232,275	657,246	(634,999)	completed
B00824	DISTRICT 2 BLOCK 2J UUD	1,292,245	582,096	35,944	-	674,205	714,000	(965,295)	released
B00825	DISTRICT 3 BLOCK 3EE UUD	1,679,295	1,404,406	112,396	130,745	1,726,487	3,052,049	548,745	released
B00826	DISTRICT 4 BLOCK 4AA UUD	2,503,304	751,711	4,863	20,244	1,568,862	1,568,862	(365,509)	completed
B00827	DISTRICT 5 BLOCK 6J UUD	1,934,371	893,745	683,059	793,415	357,567	1,812,318	(55,667)	completed
B00828	DISTRICT 7 BLOCK 7CC UUD	1,867,985	754,246	266,944	691,537	53,379	2,047,066	703,256	released
B00829	District 8 Block 8G UUD	1,343,810	395,844	55,550	-	200,879	337,662	(17,367)	completed
B00833	Ridgemanor - Madra Ave UUD	355,029	196,884	141,810	-	16,335	2,192,928	170,218	released
B00835	DISTRICT 2 BLOCK 2-T UUD	2,022,710	555,371	90,411	93,902	1,283,026	96,083	(65,726)	released
B00836	DISTRICT 1 BLOCK 1-J UUD	161,809	95,227	1,435	-	65,147	1,253,000	224,155	released
B00837	DISTRICT 3 BLOCK 3-HH UUD	1,028,845	222,238	60,804	355,400	390,403	604,868	(5,901)	released
B00838	District 4 Block 4-Z UUD	610,769	380,492	52,066	76,798	101,413	1,162,803	(418,672)	completed
B00839	DISTRICT 6 BLOCK 6-I UUD	1,581,475	1,122,154	47,855	-	411,465	591,847	(260,523)	completed
B00840	PATRICK HENRY HIGH BLOCK UUD	852,370	272,227	-	-	259,591	449,890	(120,094)	released
B00841	DISTRICT 8 BLOCK 8-B UUD	569,984	293,978	190	155,722	120,094	807,113	(324,613)	released
B00842	DISTRICT 7 BLOCK 7-A UUD	1,131,726	609,924	57,983	22,700	441,119	56,618	(15,833)	released
B00846	Garrison St- Clove St to Rosecrans UUD	107,077	95,316	-	-	11,761	31,809	(15,893)	completed
B00847	MONROE AVE - WINONA TO COLLWOOD UUD	56,618	40,948	144	4,473	11,054	216,453	322,681	completed
B00848	BRIARWOOD-BROOKHAVEN RD TO NEBRASKA UUD	47,642	33,083	431	3,647	10,482	601,060	319,000	completed
B00849	JUTLAND DR - CAMINO CORALINA TO LUNA UUD	517,770	483,344	21,955	-	12,471	167,488	(132,512)	released
B00850	ALTADENA/WIGHTMAN/WINONA-EL CAJON UUD	277,868	173,566	101	42,786	61,415	376,000	250,000	released
B00851	K STREET - 19TH TO 30TH UUD	763,748	172,424	4,526	338,673	248,125	1,184,588	(107,328)	completed
B00988	Cannon Street from Rosecrans to Evergreen UUD	213,924	96,228	-	-	117,696	678,000	101,000	released
B00996	Curran St (Continental to Sikorsky St) UUD	5,000	296	-	-	4,704	955,000	(41,263)	released
B10197	24th ST UUD Streetlights (G St - Imperial)	282,060	49,996	-	-	232,064	378,000	(56,982)	released
B11131	Euclid Ave UUD Streetlights (Euclid-Univ)	300,000	92,108	13,381	15,775	178,736	43,737	(4,000)	released
B12001	Slight Design & Install 30th St - Ocean Vw - K St	1,291,916	6,019	-	10,000	109,981	73,018	(11,762)	released
B12036	Blk6Z Serra Mesa Ph2 St.Maint Asphalt/Slurry Seal	577,000	1,185,102	9,961	69,000	202,481	91,000	(4,000)	released
B12055	Block 4N North Encanto UUD	407,000	296,721	8,798	-	109,881	375,000	(70,000)	released
B12056	Block 8A Golden Hill UUD	407,000	44,416	24,388	168,984	169,212	333,000	(70,000)	released
B12064	Block 7R Allied Gardens UUD	604,000	90,198	227,027	154,209	132,566	1,249,000	645,000	released
B12065	Block 6DD Bay HO 3 UUD	568,000	289,268	28,767	40,364	209,601	955,000	(50,000)	released
B12066	Lincoln Av UUD (30th St-Wabash Av)	85,000	17,190	6,691	19,856	41,263	43,737	(41,263)	released
B12067	Block 251 South Mission Beach UUD	428,000	31,576	12,250	-	384,174	378,000	(56,982)	released
B12069	Potomac St UUD (Calle Tres Lomas-Sea Breeze)	130,000	73,011	(79)	-	57,068	73,018	(11,762)	released
B13143	31st Street UUD (Market St - I St)	18,000	6,238	-	-	11,762	6,238	(4,000)	released
B13144	32nd Street UUD (Market St - F St)	95,000	1,438	8,700	5,000	79,862	91,000	(4,000)	released
B13145	Cardiff Street UUD (Carlisle Dr - Wade St)	134,000	19,659	19,962	-	94,379	375,000	241,000	released
B13146	Howard Avenue UUD (Park Bl - I-805)	403,000	10,428	31,496	20,000	341,076	333,000	(70,000)	released
B13147	Illion Street UUD (Gardena Av - Milton St)	124,000	18,636	18,569	-	86,795	125,000	1,000	released
B13148	Mount Alifan Dr UUD (Genesee Ave-Mt Everest Blvd)	153,000	22,383	20,754	-	109,863	103,000	(50,000)	released
B13149	Paradise Valley Rd UUD (Potomac St-Parkland Wy)	104,000	4,246	18,447	-	81,307	88,000	(16,000)	released
B13150	Via De La Valle UUD (Highland Cv/City Limits-Polo	81,000	-	-	-	81,000	81,000	81,000	released
B13151	Block 1M UUD (La Jolla 4)	396,000	83,046	21,327	4,944	286,683	396,000	396,000	released
B13152	Block 4-J1 UUD (Mid City)	405,000	170	1,070	-	403,759	405,000	405,000	released
B13153	Block 6DD1 UUD (Claremont Mesa)	549,000	53,547	6,199	-	489,255	549,000	549,000	released
B13154	Block 701 UUD (College Area)	486,000	6,045	14,653	-	465,303	486,000	486,000	released
B13155	Block 8C UUD (Greater Golden Hill)	432,000	4,607	22,970	-	404,424	432,000	432,000	released
B13156	28th Street UUD (Island Av - Clay St)	176,000	17,856	23,613	-	134,530	337,000	161,000	released

Project-to-date budget and unaudited expenditures for FY 2016

*Project estimates provided for projects being implemented by Public Works-Engineering and Capital Projects

FY 2016 CIP Expenditures by Project

Project	Project-to-Date Budget	Prior Year Expenditures	FY 2016 Expenditures	FY 2016 Encumbrances	Remaining Available Budget	Project Estimate*	Future Budget		Project Status
							Need	Released	
B15084	Block 1M1 UUP (La Jolla)	3,012	1,602	-	292,386	356,400	59,400	released	
B15085	Block 7G2 UUP	-	25,719	-	942,281	6,841,000	5,873,000	released	
B15086	Block 6H UUP	-	7,046	-	415,954	507,600	84,600	released	
B15087	Block 4Y UUP	-	21,536	1,000	1,026,464	6,012,397	4,963,397	released	
B15088	25th (SB) Street UUP (Coronado-SB to Grove) - 20A	1,032	-	10,000	24,968	43,200	7,200	released	
B15089	32nd Street UUP (Market to Imperial) - 20A	-	14,496	10,000	47,504	86,400	14,400	released	
B15090	Baker St/Shawnee Rd UUP (Morena to Shawnee)	-	6,229	10,000	91,771	129,600	21,600	released	
B15091	Woodrow Ave UUP (Calvacado to Aemacost) - 20A	2,796	18,780	5,000	27,424	64,800	10,800	released	
B15092	Wrightman Street UUP (Chamounne to Euclid) - 20A	-	4,944	10,000	57,056	86,400	14,400	released	
B15093	Seminole Drive UUP (Stanley to Estelle) - 20A	-	1,339	5,000	38,661	54,000	9,000	released	
B15094	Mission Blvd UUP (Loring to Tourquoise) - 20A	1,970	14,170	10,000	63,860	108,000	18,000	released	
B15095	Hilltop Drive UUP (Boundary to Toyne) - 20A	-	5,736	5,000	115,264	151,200	25,200	released	
B15096	Hancock Street UUP (Witherby to Tourquoise) - 20A	-	16	5,000	57,984	75,600	12,600	released	
B15097	Block 8R UUP	-	23,453	-	1,070,547	5,624,000	4,530,000	released	
B15098	Block 2S2 UUP	-	857	-	305,143	367,200	61,200	released	
AID00005	Resurfacing of City Streets	-	-	579,135	2,578,053	-	-	released	
B13045	FY13 Asphalt Overlay Group II	6,855,628	-	-	1,000	-	-	completed	
B13046	FY13 Asphalt Overlay Group III	8,614,427	429,664	381,876	38,393	-	-	completed	
B13057	FY13 Asphalt Overlay Group IV	1,450,882	30,495	-	480,623	-	-	completed	
B14002	FY14 Asphalt Overlay Group 1	4,797,333	790	1,790	28,986	-	-	completed	
B14096	FY14 Job Order Contract 1	1,303,099	-	-	(0)	-	-	closed	
B15043	Asphalt Overlay Group 1501	9,000,000	238,786	1,021,179	257,604	-	-	completed	
B15049	FY15 Asphalt Overlay JOC #5	7,482,432	4,139	-	415,769	-	-	completed	
B15130	Asphalt Overlay Group 1502	4,944,648	5,512,298	5,202,048	2,174,591	-	-	released	
B15150	Asphalt Overlay 1503-JOC 6	13,005,000	116,062	-	103,644	-	-	completed	
B15151	Asphalt Overlay 1504-JOC 7	1,100,000	966,427	1,256	-	-	-	closed	
B15177	Asphalt Overlay 1505-JOC 1	6,000,000	-	2,645,618	1,118,745	-	-	released	
B15178	Asphalt Overlay 1506-JOC 2	6,000,000	1,277	31,947	1,163,684	-	-	released	
B15179	Asphalt Overlay 1510-JOC 6	6,000,000	-	4,803,092	6,000,000	-	-	released	
B15180	Asphalt Overlay 1507-JOC 3	6,000,000	-	5,477	1,040,730	-	-	released	
B15181	Asphalt Overlay 1508-JOC 4	6,000,000	-	688	5,999,312	-	-	released	
B15182	Asphalt Overlay 1509-JOC 5	6,000,000	-	-	6,000,000	-	-	released	
B15183	Asphalt Overlay 1511-JOC 7	6,000,000	-	-	6,000,000	-	-	released	
B15184	Asphalt Overlay 1512-JOC 8	6,000,000	-	-	6,000,000	-	-	released	
B15215	Asphalt Overlay for S/W Group 957	165,524	-	-	-	-	-	completed	
B16012	Trench Paving Group 2016A	1,000,000	-	-	1,000,000	-	-	released	
B16024	Asphalt Overlay Group 1601	5,843,429	-	-	5,843,429	-	-	created	
AID00006	Concrete Streets	0	-	-	0	-	-	released	
B13115	FY13 Concrete Street Panel Replacement	1,935,246	1,935,246	-	-	-	-	closed	
B14003	FY14 Concrete St Panel Replacement,Grp 1	4,485,786	3,487,389	646,602	254,649	-	-	completed	
B14004	FY14 Concrete St Panel Replacement,Grp 2	4,791,914	457,858	168,666	890,049	-	-	completed	
B15199	Concrete Street Panel Group 1501	1,275,000	1,554	-	1,273,446	-	-	released	
B16026	Concrete Street Panel Group 1601	5,738,503	-	-	5,738,503	-	-	released	
AID00007	Bus Stop Improvements	106,080	-	-	106,080	-	-	released	
B13218	Bus Stop Concrete Pads 2013	491,828	278,009	192,153	21,667	-	-	released	
AIE00001	Bridge Rehabilitation	(0)	-	-	(0)	-	-	released	
B00869	REPLACE BARRIER RAIL ON BARNETT O/ PCH	853,508	263,808	341,708	181,316	853,508	0	released	
B00870	VOLTAIRE ST BRIDGE REHAB O/ NIMITZ BLVD	1,855,027	437,427	104,176	1,295,391	1,446,000	(409,027)	released	
B15126	HBP Eval & Construction Bridge Grp15	269,000	7,393	10,385	251,222	-	-	released	
B15127	HBP Eval & Construction Bridge Grp15-1	188,139	13,193	153,031	153,031	-	-	released	
B15128	HBP Eval & Construction Bridge Grp15-2	121,653	14,754	89,230	468,859	-	-	released	
B15198	Nimitz Bridge at NTC Rehabilitation	495,000	11,823	-	125,000	466,000	-	released	
B16110	47th Street-SR 94 Bridge Rehabilitation	125,000	-	-	-	-	-	released	

Project-to-date budget and unaudited expenditures for FY 2016

*Project estimates provided for projects being implemented by Public Works-Engineering and Capital Projects

FY 2016 CIP Expenditures by Project

Project	Project-to-Date Budget	Prior Year Expenditures	FY 2016 Expenditures	FY 2016 Encumbrances	FY 2016 Available Budget	Remaining Available Budget	Project Estimate*	Future Budget Need	Project Status
AIE00002 Guard Rails	1								
B00908 Guardrail - Citywide (15 locations)	1,393,528	1,381,544	(18,764)	-	23,609	7,138	1,508,833	115,305	released
B13001 Balboa Ave-Guardrail	109,168	105,518	-	-	-	3,650	-	-	completed
B13002 Clairmont Drive-Guardrail	260,509	257,063	-	-	500	2,946	-	-	completed
B13003 Linbrook Drive-Guardrail	133,334	117,334	-	-	-	16,000	-	-	completed
B13004 San Pasqual-Guardrail	69,657	69,657	-	-	-	-	-	-	completed
B13005 Bernardo Center Dr guardrail installation	193,740	178,028	-	-	500	15,212	-	-	completed
B13006 Zest Street-Guardrail	104,030	104,030	-	-	4,940	0	893,100	617,400	released
B13163 Ulric St-Fashion Hills K Rail Install	275,700	127,035	20,874	-	-	122,852	385,000	-	released
B15224 Guardrail Projects Group 1501	390,000	-	47,143	-	-	342,857	-	-	released
AI000001 Median Installation	200,001	-	-	-	-	200,001	-	-	released
B13093 University Ave-Winona to 50th Median	781,000	173,319	20,440	17,622	-	569,619	760,722	(20,278)	released
B14093 Mission Bl-Ventura/Sn Fernando Turn Pocket	294,814	51,665	40,943	-	-	202,206	294,814	-	released
B15015 Morena Bl & W Bernardo Medians Project	274,881	50,382	26,079	-	-	198,419	274,675	(206)	released
AIH00001 Installation of City Owned Street Lights	2,779	-	-	-	-	2,779	-	-	released
B00863 KENSINGTON MANOR #1 STREET LIGHT CIRCLE	970,000	100,871	29,358	615,653	-	224,118	742,638	(227,362)	completed
B10084 U Bl at Colima St & U Bl at Midway Install SL's	158,000	156,357	-	-	1,643	1,643	158,000	-	completed
B10133 Install SL's in Southcrest Redevelopment Area	655,600	578,373	8,138	11,500	-	57,588	655,600	-	completed
B11147 Citywide Streetlights FY 2011	102,561	93,040	1,059	-	-	8,461	96,000	(6,561)	completed
B13160 Fairmount N of Aldine Breakaway St Lt	250,000	233,486	2,926	-	-	13,588	250,000	-	completed
B14011 Pole Attachment Street Lights	105,934	9,753	15,649	7,898	-	72,635	-	-	released
B14012 New Street Lights - 19 Locations	343,418	78,340	5,457	-	-	259,620	389,200	45,782	released
B14013 CD8 Street Lights - 14 Locations	189,400	147,500	4,135	1,349	-	36,412	184,400	(5,000)	completed
B14064 70th St, Pso Lucido & San Ysidro St Lts	281,300	27,659	239,423	4,951	-	9,267	270,970	(10,330)	released
B14106 City Street Lights - 25 Locations	271,496	39,380	6,194	3,302	-	222,620	275,300	3,804	released
B14107 St Lights - City Heights & Southcrest	119,995	1,420	45,464	1,833	-	71,278	-	-	released
B15012 Citywide Street Lights GF Group 15	1,313,899	148,334	8,211	2,479	-	1,154,875	1,420,000	106,101	released
B15234 Mission Hills/Presidio Circuit Upgrades	480,000	-	-	-	-	480,000	-	-	released
B16007 Citywide Street Lights Group 1601	500,000	-	11,117	-	-	488,883	-	-	released
B16008 Citywide Street Lights Group 1602	500,000	-	11,876	-	-	488,124	-	-	released
AIH00002 Street Light Circuit Upgrades	2,700,029	-	-	-	-	2,700,029	-	-	released
B13140 Pacific Beach 3 Streetlight Circuit Upgrade	1,013,063	38,456	22,678	-	-	951,930	1,013,063	(0)	released
B13141 Sunset Cliffs 3 Streetlight Circuit Upgrade	804,629	26,823	5,580	-	-	772,226	943,500	138,871	released
B13142 Talmadge 1 Streetlight Circuit Upgrade	1,020,650	682,731	209,046	8,700	-	120,173	1,071,200	50,550	completed
B16118 Loma Palisades SL Series Circuit Conversion	-	-	-	-	-	-	-	-	created
B16119 Pacific Beach 1 SL Series Circuit Conversion	-	-	-	-	-	-	-	-	created
AIK00001 New Walkways	1,205	-	-	-	-	1,205	-	-	released
B12060 N Harbor Dr Pedestrian Access Improvmnts	602,818	199,417	25,232	311,037	-	67,133	908,728	305,910	released
B13130 SD Mission Rd w/o Fairmount Av Sdwlk S/S	145,284	67,392	45,321	-	-	32,572	-	-	released
B13225 Otay Mesa Rd-Corporate Center Sidewalk @ Bus Stop	67,000	38,048	15,405	-	-	13,547	-	-	released
B14020 Pacific Beach Dr-Crown Pt/Olney Sidewalk	512,000	82,898	44,359	1,991	-	382,752	512,000	-	released
B14021 Gilman Dr-Villa La Jolla to 300ft n Sidewalk	473,000	64,052	57,121	176,816	-	175,011	373,000	(100,000)	released
B14039 63rd St-Broadway to Imperial-Sidewalk	250,000	124,973	6,659	-	-	118,367	-	-	released
B14119 Bay Park Elementary Sidewalks	128,795	128,795	-	-	-	-	-	-	closed
B14124 Camino del Rio S-Texas to 1805-Sidewalk	403,000	385,475	431	-	-	17,095	-	-	closed
B14135 Seabreeze Dr-Cumberland to Lauder Sdwlk	90,000	20,562	-	-	-	69,438	-	-	released
B14156 31st-Cedar to Elm-Sidewalk	15,000	4,355	1,092	-	-	9,553	-	-	released
B14157 San Diego Av-Wright to Noell Sidewalk	30,000	7,341	(1,449)	-	-	24,109	-	-	released
B14158 Castana St-Groveland to Euclid-Sidewalk	170,000	155,120	9,012	-	-	5,869	-	-	completed
B14159 Federal Bl-47th to 48th Sidewalk	60,000	50,919	7,539	-	-	1,542	-	-	completed
B14160 Sn Jacinto Dr-Groveland to Imperial Sdwlk	125,000	56,316	9,368	-	-	59,316	-	-	closed
B14161 Sparling St-Thorn to Streamview Sidewalk	5,000	698	3,214	-	-	1,088	-	-	released
B14162 18th St-Donax to Palm Sidewalk	215,000	17,861	120,475	-	-	76,663	-	-	closed

Project-to-date budget and unaudited expenditures for FY 2016

*Project estimates provided for projects being implemented by Public Works-Engineering and Capital Projects

FY 2016 CIP Expenditures by Project

Project	Project-to-Date Budget	Prior Year Expenditures	FY 2016 Expenditures	FY 2016 Encumbrances	Remaining Available Budget	Project Estimate*	Future Budget Need	Project Status
B14163	Fairmount Av-Thorn to Myrtle Sidewalk	35,000	7,921	(1,806)	-	28,885	-	released
B14164	S Boundary-Ocean View to T St Sidewalk	115,000	2,435	4,046	-	108,520	-	released
B14165	Shiloh Rd-Ogden to University Sidewalk	175,000	2,054	149,246	-	23,699	-	closed
B15003	Riverdale St-Friars to Glacier Sidewalk	150,000	2,632	-	-	147,368	-	released
B15004	Mission Village-Rhonda to Qualcomm Sdwk	235,000	59,678	4,443	100,000	70,879	799,100	released
B15023	Altadena Ave-Landis to Wightman SDWK	136,000	1,745	1,974	-	132,281	-	released
B15024	Cordero Rd-Boquita to Mira Montana SDWK	30,000	2,609	-	-	27,391	-	released
B15025	Academy St & Catalina Bl Sidewalks	270,000	31,041	32,141	-	206,818	447,147	released
B15026	Ash St & Richmond St Sidewalks	150,000	46,734	8,716	-	94,550	426,695	released
B15048	Market St-Euclid to Pitta Ped Improvemnt	380,000	78,177	66,131	-	235,692	-	released
B15168	Genesse Ave-Chateau to Sauk Sidwalk	490,000	17,851	24,089	-	448,060	700,000	released
B15190	Jewell St-Oliver Dr to PB Dr-Sidewalk	105,000	-	-	-	105,000	-	released
B15191	Linbrook Dr-Ulric St to Acari St-Sidewalk	155,000	-	-	-	155,000	-	released
B15193	Coast Blvd-Cuvier St to Coast S-Sidewalk	104,767	-	-	-	104,767	-	released
B16016	Imperial Ave-17th to 19th-Sidewalk	100,000	-	1,366	-	98,634	-	released
B16050	Holabird St-Raimier to Glacier-Sidewalk	5,000	-	-	-	5,000	-	released
B16051	Euclid Ave-Home to Altadena-Sidewalk	5,000	-	-	-	5,000	-	released
B16052	Tourmaline and Pacific Beach Dr Sidewalk	30,000	-	-	-	30,000	-	released
B16133	Market St-47th St to Euclid-improvements	-	-	-	-	-	-	released
AIK00002	School Traffic Safety Improvements	215,436	-	-	-	215,436	-	released
B10024	La Jolla Mesa Dr & Van Nuys St Lighted Crosswalk	220,600	202,016	12,653	-	5,932	220,600	completed
B13159	Fairmount Ave-Columbine St and Quince St - SR25	488,300	189,881	192,319	103,571	2,529	750,800	completed
B15014	31st St & Market St School Traffic Signal	125,000	33,894	25,526	-	65,581	150,000	released
B16009	Rectangular Flashing Beacons Group 1603	21,000	-	-	-	21,000	-	released
AIK00003	Sidewalk Repair and Reconstruction	115,025	-	-	-	115,025	-	released
B14031	FY14 Sidewalk Replacement Group 1	420,000	406,184	-	-	13,816	-	completed
B14038	FY14 Sidewalk Replacement Group 2	522,276	472,205	-	-	50,070	-	completed
B14077	FY14 Sidewalk Replacement Group 3	356,612	356,612	210	-	(0)	-	closed
B15152	Sidewalk Tree Replacement Group 1501	967,000	12,575	11,040	699,750	243,634	-	released
B16027	Sidewalk Replacement Group 1601	1,200,000	-	-	-	1,200,000	-	released
B16028	Sidewalk Replacement Group 1602	1,200,000	-	-	-	1,200,000	-	created
B16029	Sidewalk Replacement Group 1603	900,000	-	-	-	900,000	-	created
B16030	Sidewalk Replacement Group 1604	918,000	-	-	-	918,000	-	created
AIK00001	Traffic Calming	326,456	-	-	-	326,456	-	released
B00994	Park Blvd @ Cypress Ave Concrete Pop-Outs & Lights	450,625	435,662	1,727	-	13,235	(12,000)	completed
B01000	13 Electronic Speed Monitoring Signs (V/Calm Signs)	152,500	146,161	909	-	5,430	-	completed
B10132	LJ Bl In-Pavement Flashing Lights	235,000	220,925	-	-	14,075	-	completed
B11053	Rancho Pen FBA Traffic Calming Measures	99,075	94,179	-	-	4,895	-	completed
B11054	40th St at National Ave-Pop-Outs (4)	276,227	276,227	-	-	-	-	closed
B12079	Orange Av @ Estrella St Popouts	340,000	53,419	(764)	23,552	263,793	-	completed
B12080	Orange Av btwn 49 & Winona Xwly/Chkrs	470,000	84,818	24,068	23,910	337,205	(107,220)	released
B13087	38th at Wightman Popouts	594,000	72,783	30,038	375,573	115,606	594,000	released
B14029	Market St-25th to 27th - V Calm Signs	16,000	10,670	-	-	5,330	-	released
B14056	60th St and Vale Way Traffic Circle	274,866	61,038	7,488	-	206,340	3,134	released
B14151	Genesee, Calgary - Decoro V Calm Signs	12,541	12,541	-	-	-	-	closed
B15010	Highwood Dr & Bisby Lake Flashing Beacon	80,000	11,559	5,303	4,748	58,391	-	released
B15011	Navajo DIF Electronic Speed Signs	224,000	1,036	19,457	42,090	161,417	-	released
B15017	Flashing Crosswalks Group 1501	380,000	64,597	17,337	-	298,066	-	released
B15018	Rectangular Rapid Flash Beacons-8 Sites	160,000	21,621	12,965	-	125,414	200,000	released
B15019	C Street-Park to 16th-Ped Improvements	300,000	44,477	39,466	163,688	52,370	(9,000)	released
B15020	Kettner Bl & F St Enhanced Ped Crossing	200,000	11,904	10,475	-	177,620	-	released
B15021	Electronic Speed Signs (8)	64,000	4,301	42,870	-	16,829	-	released
B15022	Ocean Front & Bayside LOOK Markings	5,250	5,250	-	-	-	-	closed

Project-to-date budget and unaudited expenditures for FY 2016

*Project estimates provided for projects being implemented by Public Works-Engineering and Capital Projects

FY 2016 CIP Expenditures by Project

Project	Project-to-Date Budget	Prior Year Expenditures	FY 2016 Expenditures	FY 2016 Encumbrances	Remaining Available Budget	Project Estimate*	Future Budget Need	Project Status
B15039	32,000	25,329	-	-	6,671	-	-	released
B15059	80,000	1,037	3,160	26,463	49,341	-	-	released
B15060	17,160	11,063	-	-	6,097	-	-	released
B15124	39,024	345	35,225	-	3,453	-	-	released
B15125	30,000	-	10,695	3,969	15,336	-	-	released
B15161	69,000	-	-	-	69,000	-	-	released
B15202	16,000	-	11,534	-	2,879	-	-	released
B15218	10,000	-	3,417	-	1,588	-	-	released
B15232	11,323	-	3,321	-	8,002	-	-	completed
B16004	65,000	-	6,390	15,768	42,842	-	-	released
B16005	30,000	-	2,926	15,768	11,306	-	-	released
B16059	8,000	-	-	-	8,000	-	-	released
B16059	100,000	-	-	-	100,000	-	-	released
B16137	-	-	-	-	-	-	-	created
ALL00002	1,302,459	-	-	-	1,302,459	-	-	released
B14083	90,586	74,900	3,274	2,558	9,854	-	-	completed
B14084	400,000	48,739	91,610	34,580	225,071	-	-	released
B14086	380,000	-	13,703	174,345	191,952	-	-	released
B15013	500,000	214,401	198,281	30,333	56,986	-	-	released
B15035	251,000	250,490	(295)	295	510	-	-	completed
B15065	1,200,000	12,563	44,966	1,000	1,141,471	-	-	released
B15067	550,000	68,945	10,703	24,648	445,704	-	-	released
B15217	1,500,000	-	12,814	81,414	1,405,772	-	-	released
B16032	1,349,521	-	6,956	-	1,342,565	-	-	released
ALL00003	0	-	-	-	0	-	-	released
B01001	110,702	100,856	-	-	9,846	110,702	(0)	completed
ALL00004	283,783	-	-	-	283,783	-	-	released
B10021	302,291	254,692	38,037	3,842	5,719	302,291	0	released
B13137	275,000	17,030	12,498	4,554	240,918	275,000	55,000	released
B13138	275,000	18,828	8,457	2,292	245,423	330,000	55,000	released
B13179	275,000	38,477	20,583	-	215,940	349,500	74,500	released
B14014	260,000	30,888	377	-	228,734	275,000	15,000	released
B14015	320,000	29,773	7,336	-	282,891	320,000	50,000	released
B14016	285,000	32,776	2,184	12,650	237,990	335,000	299,600	released
B14062	95,500	31,011	35,633	-	28,856	395,100	280,381	released
B14091	282,866	270,046	10,956	-	1,864	280,381	(2,485)	completed
B15008	275,000	34,805	513	-	239,682	301,000	26,000	released
B15009	286,000	26,187	3,130	-	256,683	286,000	286,000	released
B15047	275,000	26,360	-	-	248,640	275,000	275,000	released
ALL00005	350,000	-	-	85,273	264,727	-	-	released
B00902	332,731	208,254	69,245	48,198	7,034	332,001	(730)	released
B00906	686,270	397,150	163,406	106,277	19,437	687,000	730	released
B10198	540,000	533,139	2,115	-	4,746	535,420	(4,580)	completed
B11108	1,111,916	1,005,554	9,122	55,280	41,960	1,112,000	84	completed
B13007	124,000	123,802	-	12	186	-	-	completed
B13008	225,000	36,834	5,063	7,888	175,216	357,700	132,700	released
B13010	300,000	54,549	10,349	-	235,102	427,600	127,600	released
B13133	125,000	56,509	7,987	-	60,504	155,200	(66,800)	released
B13134	222,000	61,099	5,099	-	155,802	155,200	(0)	released
B13211	199,084	199,084	-	-	(0)	-	-	closed
B14010	159,500	28,222	4,988	103,404	22,886	159,500	159,500	released
B14048	678,283	56,016	47,702	108,816	465,750	814,400	136,117	released
B14049	130,000	37,440	(283)	-	92,843	-	-	released

Project-to-date budget and unaudited expenditures for FY 2016

*Project estimates provided for projects being implemented by Public Works-Engineering and Capital Projects

FY 2016 CIP Expenditures by Project

Project	Project-to-Date Budget	Prior Year Expenditures	FY 2016 Expenditures	FY 2016 Encumbrances	Remaining Available Budget	Project Estimate*	Future Budget Need	Project Status
B14065 Ashford St & Mesa College Dr TS Upgrade	25,000	5,612	8,811	-	10,577	10,577	-	released
B15005 32nd & Norman Scott Rd TS Upgrade	300,000	-	14,654	-	285,346	285,346	-	released
B15006 32nd & University AV TS Upgrade	46,000	566	-	-	45,434	45,434	-	released
B15007 Imperial Avenue TS Upgrades	190,000	1,197	29,285	12,769	146,749	146,749	-	released
B15052 Signal Mods by Streets Group 15	120,574	72,734	20,891	10,000	16,949	16,949	-	released
B15205 Ped Countdown Timers by Streets Group 15	83,656	162	817	-	82,677	82,677	-	released
B16033 Meade Ave Utility Box Relocations	91,000	-	-	-	91,000	91,000	-	created
L14004 Mission Beach Broadwalk Bulkhead Phased	600,000	-	-	-	600,000	600,000	-	created
RD10001 Westerly Extension of Hazard Center Dr	1,000,000	-	-	-	1,000,000	1,000,000	-	created
RD11000 Camino Del Sur (Bernardo Lks/Lone Quail)	50,000	39,623	-	-	10,377	10,377	-	completed
RD13000 Texas St fr Cam Del Rio S to El Caj Blvd	1,002,749	-	422,007	-	1,002,749	1,002,749	-	created
RD14000 State Route 56 Freeway Expansion	2,000,000	445,006	9,452	-	303,553	303,553	-	released
RD15001 Carmel Vly Rd Widening(Camino Del Sur to Blk MtnRd	1,774,058	-	340,597	-	1,545,543	1,545,543	-	released
RD15002 Carmel Mountain Road (T-5.2)	2,700,000	5,601	2,182	1,107,627	1,584,591	1,584,591	-	released
S00602 Juan Street Concrete Street	8,129,843	3,702,915	1,864,905	1,098,886	1,463,138	1,463,138	-	released
S00607 La Jolla Ecological Reserve Area of ASBS	2,735,442	2,640,562	6,548	-	88,332	88,332	-	released
S00609 Talbot Street Slope Restoration	3,672,435	3,402,020	12,719	154,104	103,591	103,591	30	completed
S00613 Torrey Pines Improvements Phase I	900,000	838,664	38,873	11	22,452	22,452	(104,278)	completed
S00700 AZALEA PARK ARTISTIC ENHANCEMENT	388,002	291,998	81,821	13,249	935	935	(34)	completed
S00707 I5 to SR56 Freeway Connectors	2,663,324	2,545,078	-	-	118,246	118,246	-	released
S00708 I5/SR56 Fiberptic Relocation	197,104	179,875	-	-	17,229	17,229	-	released
S00726 Mission Beach Boardwalk Bulkhead	4,432,102	1,252,555	725,248	1,678,138	776,161	776,161	929,746	released
S00728 N Harbor Dr Navy Estuary Seismic Retrofit	17,584,481	13,517,469	1,059	4,060,395	5,559	5,559	(11,118)	completed
S00729 Regents Road Bridge	6,637,799	2,191,057	-	-	4,446,742	4,446,742	-	completed
S00730 REGENTS RD BRIDGE - LEGAL	100,000	3,981	-	-	96,019	96,019	-	completed
S00731 State Route 15 Bikeway Study	1,030,130	1,025,046	-	-	5,084	5,084	(5,084)	completed
S00733 Cherokee Traffic Calming	743,552	730,413	-	159,910	13,139	13,139	(13,139)	completed
S00734 Mission Trails RP/Mission Bay Bike Path	391	391	-	-	-	-	-	closed
S00820 Talmadge Street Improvements	281,357	278,061	-	-	3,296	3,296	-	completed
S00822 West San Ysidro Blvd Streetscape	219,194	219,194	-	-	-	-	-	closed
S10012 Camino de la Plaza Sidewalk & Rd Widen	103,899	77,654	26,246	-	0	0	-	closed
S00826 El Cajon Blvd Streetscape Improvements	2,383,730	906,185	39,433	500,660	937,452	937,452	-	released
S00830 Rosecrans Street Corridor Improvements	1,448,325	1,511,516	86,654	4,082	1,206,073	1,206,073	-	released
S00831 Balboa Avenue Corridor Improvements	2,656,707	443,163	55,062	4,646	2,153,836	2,153,836	(1,556,707)	released
B01005 KEARNY MESA COMMUNITY SIGNS	245,320	231,148	7,579	-	6,593	6,593	-	completed
S00839 Genesee Avenue Widen I-5 Crossing	22,587,667	22,284,965	42,153	5,276	255,273	255,273	71,412,333	released
S00841 Carroll Cyn Rd/Sorrento Valley Rd Dist 1	21,058,000	20,505,588	8,901	192,569	350,942	350,942	-	released
S00845 43rd St fr Logan to 1805 St Widening	8,948,223	8,823,777	17,300	18,773	88,373	88,373	(4,395)	completed
S00846 Carmel Mountain Rd to Del Mar Mesa Rd	1,800,000	1,493,439	5,689	-	300,872	300,872	-	completed
S00851 SR 163/Friars Road	51,130,628	9,966,398	23,503,658	12,704,714	4,955,857	4,955,857	(1,300,000)	released
S00852 Genesee Avenue-Nobel Dr to SR 52	1,948,600	1,439,508	-	-	509,092	509,092	-	released
S00854 Carmel Val Rd-Via Albutura-Camin Del Sur	15,223,324	5,171,772	-	5,000,000	5,051,552	5,051,552	-	released
S00856 El Camino Real to ViaDeLaValle (1/2 mile)	9,766,358	4,746,096	120,969	325,924	4,573,369	4,573,369	23,258,076	released
S00857 La Jolla Village Drive+805 Ramps	23,574,536	22,520,204	9,012	166,857	878,463	878,463	351,032	completed
S00858 Del Sol Boulevard-Central	5,088,194	4,505,685	-	582,777	(267)	(267)	(0)	completed
S00859 Carmel Valley Road Enhancement Project	9,094,641	9,053,984	4,743	-	35,914	35,914	(28)	completed
S00863 Georgia Street Bridge Improvements	13,485,042	2,899,260	152,547	392,161	10,041,075	10,041,075	890,753	released
S00864 Streamview Drive Improvements	3,525,000	589,604	102,221	2,521,113	312,061	312,061	(50,000)	released
S00865 Aldine & Fairmount Dr Slope Restoration	4,359,301	4,359,301	7,353	-	0	0	-	closed
S00867 La Jolla Village Drive and Regents Road	1,218,778	1,206,235	3,510	-	9,033	9,033	(0)	completed
S00868 N Torrey Pines Roadway/Median Enhance	4,747,000	3,810,898	48,629	724,150	163,323	163,323	(815,000)	completed
S00869 Palm Avenue Interstate 805 Interchange	7,368,663	2,762,001	360,398	3,174,590	1,071,674	1,071,674	32,297,819	released

Project-to-date budget and unaudited expenditures for FY 2016

*Project estimates provided for projects being implemented by Public Works-Engineering and Capital Projects

FY 2016 CIP Expenditures by Project

Project	Project-to-Date Budget	Prior Year Expenditures	FY 2016 Expenditures	FY 2016 Encumbrances	FY 2016 Available Budget	Remaining Available Budget	Project Estimate*	Future Budget Need	Project Status
S00870	14,841,671	1,755,592	545,575	12,743,782	(203,277)	14,941,670	99,999	released	
S00871	15,987,569	8,690,415	525,886	1,641,812	5,129,455	109,563,017	93,575,448	released	
S00872	1,204,894	1,204,894	-	-	0	-	-	released	
S00877	3,686,220	903,246	69,609	134,575	2,578,790	2,831,576	(854,644)	released	
S00880	6,548,073	4,819,001	7,103	908,587	813,382	6,548,073	-	released	
S00881	5,375,000	1,751,333	382,455	29,903	3,211,308	6,623,209	1,248,209	released	
S00886	1,012,740	921,055	941	-	90,744	65,000	(947,740)	completed	
S00888	4,000,000	1,090,538	-	-	2,909,462	-	-	released	
S00890	7,085,000	3,529,237	3,318	42,313	3,510,132	-	-	released	
S00902	50,000	14,720	1,593	-	33,687	-	-	completed	
S00903	9,842,000	9,225,941	-	-	616,059	-	-	completed	
S00905	17,921,200	16,907,913	228,371	56,683	728,233	17,206,220	(714,980)	released	
S00906	7,205,000	6,239,287	49,773	-	915,939	-	-	completed	
S00907	888,000	294,380	28,516	811	564,293	888,000	-	released	
S00913	4,617,209	2,654,233	476,102	120,380	1,366,494	4,617,209	-	released	
S00914	3,852,237	3,647,352	26,982	-	177,904	9,494,000	5,641,763	released	
S00915	2,580,000	1,368,031	70,665	96,798	1,044,506	5,780,000	3,200,000	released	
S00916	100,000	1,854	-	-	98,146	-	-	completed	
S00919	2,880,000	2,536,178	2,756	-	341,066	-	-	completed	
S00921	1,986,005	575,423	56,114	899,950	454,518	1,986,005	-	released	
S00922	1,395,854	525,333	639,247	100	231,173	1,395,854	-	released	
S00928	826,000	192,959	36,083	68,996	527,963	837,000	11,000	released	
S00930	1,300,000	1,225,783	10,602	223,717	(160,103)	1,300,000	-	completed	
S00934	3,450,000	345,398	3,005,642	13,328	85,631	14,480,652	250,000	completed	
S00935	14,230,652	13,435,236	48,652	71,559	675,205	573,363	(646,637)	completed	
S00939	1,220,000	363,340	1,083	294,625	560,952	573,363	-	completed	
S00941	4,919,547	4,760,210	18,004	41,712	99,620	4,919,546	(1)	completed	
S00943	2,580,000	2,356,633	41,624	90,353	91,390	2,580,000	-	completed	
S00944	5,612,775	5,512,186	42,551	42,455	36,551	5,667,775	55,000	released	
S00951	3,480,189	1,363,326	89,838	98,350	1,928,675	3,100,000	(380,189)	released	
S00955	536,095	396,764	27,227	-	112,103	97,000	(439,095)	released	
S00958	1,868,868	1,724,274	87,347	-	57,247	1,868,868	0	completed	
S00969	2,712,000	287,879	26,028	432,072	1,966,020	1,842,800	(869,200)	released	
S00976	622,923	614,761	-	2,575	5,587	-	-	completed	
S00977	54,486	52,137	-	-	2,349	52,137	(2,349)	completed	
S00981	545,340	224,332	189,353	70,302	61,353	545,340	-	released	
S00982	535,000	-	-	-	535,000	-	-	released	
S00985	2,662,048	2,443,321	192,542	13,945	12,239	2,662,048	0	completed	
S00987	23,321	23,321	-	-	-	-	-	closed	
S00988	735,000	274,250	38,352	-	422,398	735,000	-	released	
S01062	2,400,000	1,559,272	-	261,000	579,728	-	-	released	
S10001	6,206,105	1,042,979	1,269,967	2,883,434	1,009,725	6,206,105	-	released	
S10015	9,115,000	250,317	35,147	1,877,715	6,951,821	-	-	released	
S10093	602,787	583,387	360	9,041	10,000	592,800	(9,987)	completed	
S11001	339,775	285,125	28,176	6,740	19,734	339,775	(0)	completed	
S11002	555,000	162,417	7,507	-	385,076	598,750	43,750	released	
S11003	548,000	135,682	49,231	212,500	150,587	548,000	-	released	
S11004	265,000	255,697	-	1,843	(18,900)	257,539	(7,461)	completed	
S11005	364,470	334,537	28,304	20,530	(18,900)	385,000	20,530	completed	
S11028	861,447	839,846	12,432	-	9,170	-	-	closed	
S11033	2,075,000	1,943,365	88,688	14,165	28,783	2,075,000	55,000	completed	
S11045	450,000	152,851	33,152	229,643	34,355	450,000	-	released	
S11048	246,000	41,432	-	-	204,568	246,000	-	released	

Project-to-date budget and unaudited expenditures for FY 2016

*Project estimates provided for projects being implemented by Public Works-Engineering and Capital Projects

FY 2016 CIP Expenditures by Project

Project	Project-to-Date Budget	Prior Year Expenditures	FY 2016 Expenditures	FY 2016 Encumbrances	Remaining Available Budget	Project Estimate*	Future Budget Need	Project Status
S11057 Florida Drive Median Improvements	1,101,617	869,963	179,349	31,501	20,804	1,077,277	(24,340)	released
S11060 Otay Mesa Truck Route Phase 4	7,050,000	1,755,748	103,507	347,725	4,843,020	19,150,000	12,100,000	released
S11064 Hillery Drive Improvements	2,500,000	2,417,781	4,519	17,838	59,861	2,500,000		completed
S12005 Midway Street Bluff Repair	475,883	113,438	10,121	206,769	145,554	475,000	(883)	released
S13018 Avenida de la Playa Infrastructure-SD	4,862,508	4,620,891	2,852	1,110,064	(871,300)	4,852,508	(10,000)	completed
S14009 SR94/Euclid Av Interchange Phase 2	744,800	92,615	85,721	288,006	278,458	3,794,800	3,050,000	released
S15017 La Jolla Village/I-805 Landscape Maint	400,000	242	71,502	23,755	304,502			released
S15018 La Media Road Improvements	6,256,690	94,870	90,306	117,084	5,954,429	988,930	(5,267,760)	released
S15023 Torrey Pines Road Improvement Phase 2	300,000	36,356	74,896	-	188,748	1,600,000	1,300,000	released
S15045 Park Boulevard At-Grade Crossing	13,998,000	-	-	-	13,998,000			released
S16022 Market St-Euclid to Pita-Improvements	1,000,000	-	12,478	-	987,522			released
S16040 Little McGonigle Ranch Road-DM Mesa/SR56	100,000	-	-	-	100,000			created
S16043 Airway Road Improvements	10,000	-	-	-	10,000			released
S16044 Siempre Viva Road Improvements	10,000	-	-	-	10,000			released
TOTALS	2,669,733,920	1,343,536,082	162,788,340	337,088,621	826,320,876			

Project-to-date budget and unaudited expenditures for FY 2016

*Project estimates provided for projects being implemented by Public Works-Engineering and Capital Projects